



Accessories for ALSIDENT® SYSTEM 50 a hood for every purpose

The range of accessories for ALSIDENT® SYSTEM 50 includes mounting brackets, reducers, hoods and suction pens.

The mounting brackets are made of black or white powder coated steel. The bracket versions are either table brackets for fixing on the edge of a table, wall brackets or a wide selection of columns for ceiling mounting. The ceiling columns are available in standard lengths between 250 mm (10") and 2000 mm (80"). The reducers are made of Polypropylene (PP) and are used in the connection from the extraction arm to the ventilation system.

The selection of hoods for ALSIDENT® SYSTEM 50 is very wide. It offers the best solution of adapting the

choice of hood to the workplace in question and the type of pollution. The ALSIDENT® SYSTEM 50 Flex extraction arm is only delivered with a suction pen.

The choice of hood material depends on model and material version. The hoods for the ALSIDENT® SYSTEM 50 Aluminium arms are available in the following materials: transparent PETG, anodized or powder coated aluminium. The hoods for ALSIDENT® SYSTEM 50 antistatic arms are available in conductive Polypropylene (PP) or chromated aluminium (TCP).

See insert for further information.
Please also feel free to visit www.alsident.com or contact your distributor.

Distributor



ALSIDENT® SYSTEM 50

A small flexible extraction arm



Local Exhaust – for a cleaner working environment

Installation of individual fume extraction systems at the source of the pollutant during the working process prevents the spread of polluted air into the surroundings. A local exhaust system is therefore the best solution for a clean working environment.

User-friendly extraction arm

ALSIDENT® SYSTEM fume extraction arms are self-sustaining with internal threaded stays and bearing springs. This construction constitutes a very user-friendly fume extraction arm that is easy to adjust to the source of the pollutant during the working process.

Easy maintenance and long durability

The only maintenance an ALSIDENT® SYSTEM extraction arm needs is cleaning according to requirements. It is easy to disassemble the arm and reassemble it after cleaning without the need for tools.

All ALSIDENT® SYSTEM extraction arms are made of high-quality materials ensuring easy maintenance and long durability. All plastic parts are made of shock-proof Polypropylene (PP). The aluminium parts are anodized and the internal and external surfaces of all brackets are powder coated. Threaded stays, springs and finger screws are made of acid-proof stainless steel ensuring long durability in aggressive environments. All O-rings are maintenance-free.

Measurements of pressure drop and efficiency

The Danish Technological Institute has measured the sound level, pressure drop and efficiency of the ALSIDENT® SYSTEM extraction arms and hoods. Please contact ALSIDENT SYSTEM A/S, your distributor or visit www.alsident.com for test results, dimensioning diagrams and installation heights.

ALSIDENT® SYSTEM 50 – a small and very flexible extraction arm

Application

ALSIDENT® SYSTEM 50 is suited for air volumes between 45-85 m³/h (25-50 CFM).

ALSIDENT® SYSTEM 50 is very applicable in trades with small pollutants, such as the electronics industry, laboratories, dental clinics, laser technique, classrooms at schools, hairdressing schools and hairdressing saloons, nail studios, decorator workshops and goldsmith's workshops.

Adjusted to the work conditions

The ALSIDENT® SYSTEM 50 extraction arms are quickly mounted with standard brackets for table, wall or ceiling. The ALSIDENT® SYSTEM 50 Flexible extraction arm is ready for mounting on a table.

The standard ALSIDENT® SYSTEM 50 is available in various types that are complementary to each other with reaches up to 1.660 mm (65.35"). Therefore it is possible to choose an extraction arm applicable for each work situation. See insert for further information.

Material versions

ALSIDENT® SYSTEM 50 is available in two material versions – aluminium (AL) and antistatic (AS). The choice of material version depends on each work process and type of pollution.

Aluminium (AL)

– for most applications

ALSIDENT® SYSTEM 50 AL is used in environments with no special demands for chemical resistance or conductivity. The ALSIDENT® SYSTEM 50 AL extraction arms consist of aluminium tubes and joints of red, white or black Polypropylene (PP).

Antistatic (AS)

– a safe choice for ESD-environments

ALSIDENT® SYSTEM 50 AS extraction arms are used in environments with special demands for conductivity, e.g. the sensitive ESD-environments in the electronics industry. The extraction arms are equipped with an earthing wire. (minus 1 MΩ)

The tubes of this version are made of aluminium with a conductive surface treatment. The joints are made of black conductive Polypropylene (PP).

ALSIDENT® SYSTEM 50 AS has been tested and approved for use in ESD-environments according to IEC 61340-5-1.

Customized solutions

– short delivery time

In addition to the standard range, ALSIDENT® SYSTEM 50 also offers special solutions. Please contact your ALSIDENT® distributor to find the best solution. ALSIDENT® offers short delivery time for both standard products and special solutions.

Materials









	50 AL / 50 Flex AL	50 AS / 50 Flex AS
Tubes – Ø 50 mm / 2"	Anodized Aluminium	Chromated Aluminium (TCP*)
Joints and flanges	Polypropylene (PP)	Conductive Polypropylene (PP)
Flexible hose	Conductive ABS	Conductive ABS
Threaded stay and springs	Acid-proof stainless steel ¹⁾	Acid proof stainless steel ¹⁾
O-Rings	Polyethylene (PE)	Conductive Polyethylene (PE)

¹⁾ AISI 316L




*) TCP: Trivalent Chromium Passivation



System 50 Extraction Arms – Ø 50 mm / 2"

MOUNTING / NO. OF JOINTS	Reach [mm / "']	Basic Article no.	AL + colour of joints			AS
			●	○	●	●
TABLE MOUNTED – 2 JOINTS						
	445 / 17.52	50-27-1-	4	5	050	6
	545 / 21.46	50-37-1-	4	5	050	6
	645 / 25.39	50-47-1-	4	5	050	6
	745 / 29.33	50-57-1-	4	5	050	6
TABLE MOUNTED – 3 JOINTS						
	765 / 30.12	50-3727-1-	4	5	050	6
	945 / 37.20	50-4737-1-	4	5	050	6
	1125 / 44.29	50-5747-1-	4	5	050	6
	1425 / 56.10	50-8747-1-	4	5	050	6
WALL- AND CEILING MOUNTED – 2 JOINTS						
	430 / 16.93	50-27-3-	4	5	050	
	530 / 20.87	50-37-3-	4	5	050	6
	630 / 24.80	50-47-3-	4	5	050	6
	730 / 28.74	50-57-3-	4	5	050	
WALL- AND CEILING MOUNTED – 3 JOINTS						
	750 / 29.53	50-3727-3-	4	5	050	6
	910 / 35.83	50-4737-3-	4	5	050	6
	1125 / 44.29	50-4767-3-	4	5	050	
	1080 / 42.52	50-5747-3-	4	5	050	6
	1380 / 54.33	50-8747-3-	4	5	050	6
	1660 / 65.35	50-8787-3-	4	5	050	














System 50 Flex Extraction Arms

MOUNTING / NO. OF JOINTS	Reach [mm / "']	Basic Article no.	AL + colour of joints			AS
			●	○	●	●
TABLE MOUNTED – NO JOINTS						
	600 / 23.62	50-1-23-	4	5	050	6
TABLE MOUNTED – 1 JOINT						
	700 / 27.56	50-21-1-23-	4	5	050	6
TABLE MOUNTED – 2 JOINTS						
	900 / 35.43	50-3721-1-23-	4	5	050	6

Distributor



Hoods and suction pens

SUCTION PEN	Length [mm/"]	Basic Article no.	ALU (Like photo) Colour:			AS (Black)
			●	○	●	
	210 / 8	1-5021-	-	-	-	6
	310 / 12	1-5031-	-	-	-	6
	210 / 8	1-5022-	4	5	X	X
	310 / 12	1-5032-	4	5	X	X
SUCTION NOZZLE	Width [mm/"]	Basic Article no.	ALU (Like photo) Colour:			AS (Black)
			●	○	●	
	100 / 4	1-5010-	4	5	X	6
	200 / 8	1-5020-	4	5	X	6
HOOD	Dim. [mm/"]	Basic Article no.	ALU (Like photo) Colour:			AS (Black)
			●	○	●	
	Dia.: 200 / 8	1-5024-	4	5	X	X
	Dia.: 200 / 8	1-5024-	X	X	X	6
	300x250 / 10x9	1-502422-	4*	5*	050*	X
	265x170 / 8x6	1-502015-	4*	5*	050*	X
	Dia: 280 / 11	1-5028-	4*	5*	050*	X
	Dia.: 385 / 15	1-5035-	4*	5*	050*	6
	330x240 / 13x9	1-503324-	4*	5*	050*	6

*) PETG: Polyethylene terephthalate, glycol modified

**) Black on request

○ Only one colour
X Not available





ALSIDENT® SYSTEM 50 consists of three parts to be ordered separately: Extraction arm, hood and bracket.

ALSIDENT® SYSTEM 50 Flex consists of two separate parts to be ordered: Extraction arm and table bracket if needed.






Article no. of suction arms – see opposite page.

For further information about accessories, please visit: www.alsident.com

Brackets

BRACKET / U-PROFILE	Description	Article no.	Colour	
	Table bracket	2-5010	white ○	
		2-5010-050	black ●	
	U-profile	30-50-5	white ○	
	Wall bracket	2-195	white ○	
		2-195-050	black ●	
CEILING-COLUMN	Length [mm/"] + colour	Basic Article no.	Connection	
	250/10 white ○	2-250-	80	20
	250/10 black ●	2-250-050-	80	20
	500/20 white ○	2-500-	80	20
	500/20 black ●	2-500-050-	80	20
	750/30 white ○	2-750-	80	20
	750/30 black ●	2-750-050-	80	20
	1000/40 white ○	2-1000-	80	20
	1000/40 black ●	2-1000-050-	80	20
	1250/50 white ○**	2-1250-	80	20
	1500/60 white ○**	2-1500-	80	20
	1750/70 white ○**	2-1750-	80	20
	2000/80 white ○**	2-2000-	80	20

Other accessories

REDUCER	Diameter of pipe [mm/"]	Article no.	Colour
	63-50 / 2.48-1.97	4-6350	white ○
	63-50 / 2.48-1.97	4-6350-6	black ●
	80-50 / 3.15-1.97	4-8050	white ○
	80-50 / 3.15-1.97	4-8050-6	black ●
PROTECTIVE GRILL	Diameter of pipe [mm/"]	Article no.	Colour
	50 / 1.97	5-16	white ○
	50 / 1.97	5-16-6	AS (black) ●
SUPPORT BRACKET	Size [mm/"]	Article no.	Colour
	200 x 200 / 8 x 8	2-75-5	white ○
COVERING FLANGE	Size [mm/"]	Article no.	Colour
	200 x 200 / 8 x 8	4-200-200	white ○
AIRFLOW ALARM	Description	Article no.	Colour
	Audible and visual alarm at airflow below 4 m/sec.	10-01	as photo