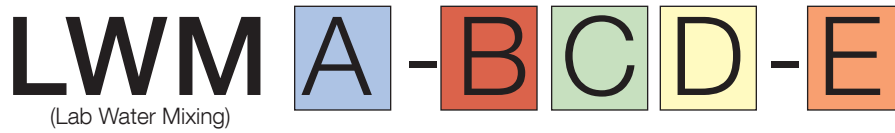




Water Mixing Faucets

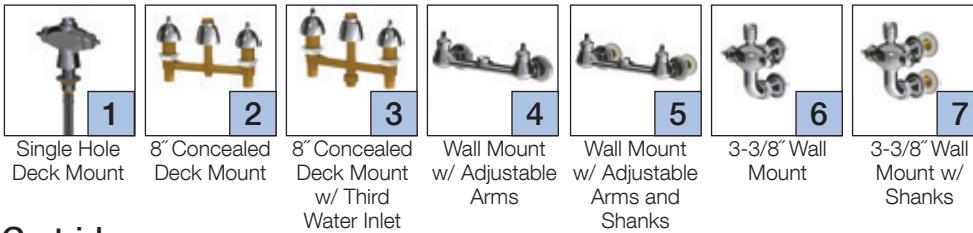
How to build and order a Chicago Faucets laboratory water mixing faucet.

Chicago Faucets makes it easy for you to build a water mixing faucet that meets your exact requirements. You can reference the charts on the following pages, or you can build your own faucet by choosing the components below to configure your model number.



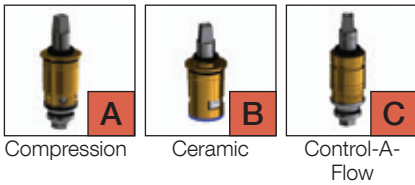
Base

A




Cartridge

B



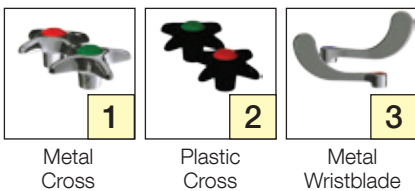
Outlet

C



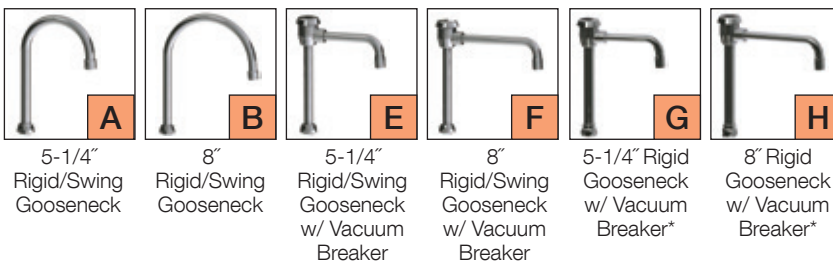
Handles

D



Spouts

E



EXAMPLE



LWM2-A11-A
8" concealed deck mount, compression cartridge, straight nozzle, metal cross handles, and 5-1/4" gooseneck spout.

*Rigid spouts can not be used on base number 2 or base number 3.

Deck Mounted, Single Hole, with 5-1/4" Gooseneck Spout



- Solid brass construction
- Polished chrome plated finish
- 3/8" compression stainless steel hoses
- Gooseneck spout includes rigid/swing option

2.2 GPM Aerated Outlet

Handle	Compression Cartridge	Ceramic Cartridge	Control-A-Flow Cartridge
Metal Cross	LWM1-A21-A	LWM1-B21-A	LWM1-C21-A
Plastic Cross	LWM1-A22-A	LWM1-B22-A	LWM1-C22-A
Metal Wristblade	LWM1-A23-A	LWM1-B23-A	LWM1-C23-A

Straight Nozzle

Handle	Compression Cartridge	Ceramic Cartridge	Control-A-Flow Cartridge
Metal Cross	LWM1-A11-A	LWM1-B11-A	LWM1-C11-A
Plastic Cross	LWM1-A12-A	LWM1-B12-A	LWM1-C12-A
Metal Wristblade	LWM1-A13-A	LWM1-B13-A	LWM1-C13-A

Straight Nozzle With Aspirator

Handle	Compression Cartridge	Ceramic Cartridge	Control-A-Flow Cartridge
Metal Cross	LWM1-A31-A	LWM1-B31-A	LWM1-C31-A
Plastic Cross	LWM1-A32-A	LWM1-B32-A	LWM1-C32-A
Metal Wristblade	LWM1-A33-A	LWM1-B33-A	LWM1-C33-A

Deck Mounted, Single Hole, with 8" Gooseneck Spout



- Solid brass construction
- Polished chrome plated finish
- 3/8" compression stainless steel hoses
- Gooseneck spout includes rigid/swing option

2.2 GPM Aerated Outlet

Handle	Compression Cartridge	Ceramic Cartridge	Control-A-Flow Cartridge
Metal Cross	LWM1-A21-B	LWM1-B21-B	LWM1-C21-B
Plastic Cross	LWM1-A22-B	LWM1-B22-B	LWM1-C22-B
Metal Wristblade	LWM1-A23-B	LWM1-B23-B	LWM1-C23-B

Straight Nozzle

Handle	Compression Cartridge	Ceramic Cartridge	Control-A-Flow Cartridge
Metal Cross	LWM1-A11-B	LWM1-B11-B	LWM1-C11-B
Plastic Cross	LWM1-A12-B	LWM1-B12-B	LWM1-C12-B
Metal Wristblade	LWM1-A13-B	LWM1-B13-B	LWM1-C13-B

Straight Nozzle With Aspirator

Handle	Compression Cartridge	Ceramic Cartridge	Control-A-Flow Cartridge
Metal Cross	LWM1-A31-B	LWM1-B31-B	LWM1-C31-B
Plastic Cross	LWM1-A32-B	LWM1-B32-B	LWM1-C32-B
Metal Wristblade	LWM1-A33-B	LWM1-B33-B	LWM1-C33-B

Deck Mounted, Single Hole, 5-1/4" Gooseneck Spout with Vacuum Breaker

- Solid brass construction
- Polished chrome plated finish
- 3/8" compression stainless steel hoses
- Gooseneck spout includes rigid/swing option



Straight Nozzle

Handle	Compression Cartridge	Ceramic Cartridge	Control-A-Flow Cartridge
Metal Cross	LWM1-A11-E	LWM1-B11-E	LWM1-C11-E
Plastic Cross	LWM1-A12-E	LWM1-B12-E	LWM1-C12-E
Metal Wristblade	LWM1-A13-E	LWM1-B13-E	LWM1-C13-E

2.2 GPM Aerated Outlet

Handle	Compression Cartridge	Ceramic Cartridge	Control-A-Flow Cartridge
Metal Cross	LWM1-A21-E	LWM1-B21-E	LWM1-C21-E
Plastic Cross	LWM1-A22-E	LWM1-B22-E	LWM1-C22-E
Metal Wristblade	LWM1-A23-E	LWM1-B23-E	LWM1-C23-E

Straight Nozzle With Aspirator

Handle	Compression Cartridge	Ceramic Cartridge	Control-A-Flow Cartridge
Metal Cross	LWM1-A31-E	LWM1-B31-E	LWM1-C31-E
Plastic Cross	LWM1-A32-E	LWM1-B32-E	LWM1-C32-E
Metal Wristblade	LWM1-A33-E	LWM1-B33-E	LWM1-C33-E

Deck Mounted, Single Hole, 8" Gooseneck Spout with Vacuum Breaker

- Solid brass construction
- Polished chrome plated finish
- 3/8" compression stainless steel hoses
- Gooseneck spout includes rigid/swing option



Straight Nozzle

Handle	Compression Cartridge	Ceramic Cartridge	Control-A-Flow Cartridge
Metal Cross	LWM1-A11-F	LWM1-B11-F	LWM1-C11-F
Plastic Cross	LWM1-A12-F	LWM1-B12-F	LWM1-C12-F
Metal Wristblade	LWM1-A13-F	LWM1-B13-F	LWM1-C13-F

2.2 GPM Aerated Outlet

Handle	Compression Cartridge	Ceramic Cartridge	Control-A-Flow Cartridge
Metal Cross	LWM1-A21-F	LWM1-B21-F	LWM1-C21-F
Plastic Cross	LWM1-A22-F	LWM1-B22-F	LWM1-C22-F
Metal Wristblade	LWM1-A23-F	LWM1-B23-F	LWM1-C23-F

Straight Nozzle With Aspirator

Handle	Compression Cartridge	Ceramic Cartridge	Control-A-Flow Cartridge
Metal Cross	LWM1-A31-F	LWM1-B31-F	LWM1-C31-F
Plastic Cross	LWM1-A32-F	LWM1-B32-F	LWM1-C32-F
Metal Wristblade	LWM1-A33-F	LWM1-B33-F	LWM1-C33-F

Deck Mounted, Single Hole, 5-1/4" Rigid Gooseneck Spout with Vacuum Breaker

- Solid brass construction
- Polished chrome plated finish
- 3/8" compression stainless steel hoses



Straight Nozzle

Handle	Compression Cartridge	Ceramic Cartridge	Control-A-Flow Cartridge
Metal Cross	LWM1-A11-G	LWM1-B11-G	LWM1-C11-G
Plastic Cross	LWM1-A12-G	LWM1-B12-G	LWM1-C12-G
Metal Wristblade	LWM1-A13-G	LWM1-B13-G	LWM1-C13-G

2.2 GPM Aerated Outlet

Handle	Compression Cartridge	Ceramic Cartridge	Control-A-Flow Cartridge
Metal Cross	LWM1-A21-G	LWM1-B21-G	LWM1-C21-G
Plastic Cross	LWM1-A22-G	LWM1-B22-G	LWM1-C22-G
Metal Wristblade	LWM1-A23-G	LWM1-B23-G	LWM1-C23-G

Straight Nozzle With Aspirator

Handle	Compression Cartridge	Ceramic Cartridge	Control-A-Flow Cartridge
Metal Cross	LWM1-A31-G	LWM1-B31-G	LWM1-C31-G
Plastic Cross	LWM1-A32-G	LWM1-B32-G	LWM1-C32-G
Metal Wristblade	LWM1-A33-G	LWM1-B33-G	LWM1-C33-G

Deck Mounted, Single Hole, 8" Rigid Gooseneck Spout with Vacuum Breaker

- Solid brass construction
- Polished chrome plated finish
- 3/8" compression stainless steel hoses



Straight Nozzle

Handle	Compression Cartridge	Ceramic Cartridge	Control-A-Flow Cartridge
Metal Cross	LWM1-A11-H	LWM1-B11-H	LWM1-C11-H
Plastic Cross	LWM1-A12-H	LWM1-B12-H	LWM1-C12-H
Metal Wristblade	LWM1-A13-H	LWM1-B13-H	LWM1-C13-H

2.2 GPM Aerated Outlet

Handle	Compression Cartridge	Ceramic Cartridge	Control-A-Flow Cartridge
Metal Cross	LWM1-A21-H	LWM1-B21-H	LWM1-C21-H
Plastic Cross	LWM1-A22-H	LWM1-B22-H	LWM1-C22-H
Metal Wristblade	LWM1-A23-H	LWM1-B23-H	LWM1-C23-H

Straight Nozzle With Aspirator

Handle	Compression Cartridge	Ceramic Cartridge	Control-A-Flow Cartridge
Metal Cross	LWM1-A31-H	LWM1-B31-H	LWM1-C31-H
Plastic Cross	LWM1-A32-H	LWM1-B32-H	LWM1-C32-H
Metal Wristblade	LWM1-A33-H	LWM1-B33-H	LWM1-C33-H

Deck Mounted, 8" Fixed Centers, with 5-1/4" Gooseneck Spout



- Solid brass construction
- Polished chrome plated finish
- 1/2" NPSM supply inlets and coupling nut for 3/8" or 1/2" flexible riser

2.2 GPM Aerated Outlet

Handle	Compression Cartridge	Ceramic Cartridge	Control-A-Flow Cartridge
Metal Cross	LWM2-A21-A	LWM2-B21-A	LWM2-C21-A
Plastic Cross	LWM2-A22-A	LWM2-B22-A	LWM2-C22-A
Metal Wristblade	LWM2-A23-A	LWM2-B23-A	LWM2-C23-A

Straight Nozzle

Handle	Compression Cartridge	Ceramic Cartridge	Control-A-Flow Cartridge
Metal Cross	LWM2-A11-A	LWM2-B11-A	LWM2-C11-A
Plastic Cross	LWM2-A12-A	LWM2-B12-A	LWM2-C12-A
Metal Wristblade	LWM2-A13-A	LWM2-B13-A	LWM2-C13-A

Straight Nozzle With Aspirator

Handle	Compression Cartridge	Ceramic Cartridge	Control-A-Flow Cartridge
Metal Cross	LWM2-A31-A	LWM2-B31-A	LWM2-C31-A
Plastic Cross	LWM2-A32-A	LWM2-B32-A	LWM2-C32-A
Metal Wristblade	LWM2-A33-A	LWM2-B33-A	LWM2-C33-A

Deck Mounted, 8" Fixed Centers, with 8" Gooseneck Spout



- Solid brass construction
- Polished chrome plated finish
- 1/2" NPSM supply inlets and coupling nut for 3/8" or 1/2" flexible riser

2.2 GPM Aerated Outlet

Handle	Compression Cartridge	Ceramic Cartridge	Control-A-Flow Cartridge
Metal Cross	LWM2-A21-B	LWM2-B21-B	LWM2-C21-B
Plastic Cross	LWM2-A22-B	LWM2-B22-B	LWM2-C22-B
Metal Wristblade	LWM2-A23-B	LWM2-B23-B	LWM2-C23-B

Straight Nozzle

Handle	Compression Cartridge	Ceramic Cartridge	Control-A-Flow Cartridge
Metal Cross	LWM2-A11-B	LWM2-B11-B	LWM2-C11-B
Plastic Cross	LWM2-A12-B	LWM2-B12-B	LWM2-C12-B
Metal Wristblade	LWM2-A13-B	LWM2-B13-B	LWM2-C13-B

Straight Nozzle With Aspirator

Handle	Compression Cartridge	Ceramic Cartridge	Control-A-Flow Cartridge
Metal Cross	LWM2-A31-B	LWM2-B31-B	LWM2-C31-B
Plastic Cross	LWM2-A32-B	LWM2-B32-B	LWM2-C32-B
Metal Wristblade	LWM2-A33-B	LWM2-B33-B	LWM2-C33-B

Deck Mounted, 8" Fixed Centers, 5-1/4" Gooseneck Spout with Vacuum Breaker



- Solid brass construction
- Polished chrome plated finish
- 1/2" NPSM supply inlets and coupling nut for 3/8" or 1/2" flexible riser

2.2 GPM Aerated Outlet

Handle	Compression Cartridge	Ceramic Cartridge	Control-A-Flow Cartridge
Metal Cross	LWM2-A21-E	LWM2-B21-E	LWM2-C21-E
Plastic Cross	LWM2-A22-E	LWM2-B22-E	LWM2-C22-E
Metal Wristblade	LWM2-A23-E	LWM2-B23-E	LWM2-C23-E

Straight Nozzle

Handle	Compression Cartridge	Ceramic Cartridge	Control-A-Flow Cartridge
Metal Cross	LWM2-A11-E	LWM2-B11-E	LWM2-C11-E
Plastic Cross	LWM2-A12-E	LWM2-B12-E	LWM2-C12-E
Metal Wristblade	LWM2-A13-E	LWM2-B13-E	LWM2-C13-E

Straight Nozzle With Aspirator

Handle	Compression Cartridge	Ceramic Cartridge	Control-A-Flow Cartridge
Metal Cross	LWM1-A31-E	LWM1-B31-E	LWM1-C31-E
Plastic Cross	LWM1-A32-E	LWM1-B32-E	LWM1-C32-E
Metal Wristblade	LWM1-A33-E	LWM1-B33-E	LWM1-C33-E

Deck Mounted, 8" Fixed Centers, 8" Gooseneck Spout with Vacuum Breaker



- Solid brass construction
- Polished chrome plated finish
- 1/2" NPSM supply inlets and coupling nut for 3/8" or 1/2" flexible riser

2.2 GPM Aerated Outlet

Handle	Compression Cartridge	Ceramic Cartridge	Control-A-Flow Cartridge
Metal Cross	LWM2-A21-F	LWM2-B21-F	LWM2-C21-F
Plastic Cross	LWM2-A22-F	LWM2-B22-F	LWM2-C22-F
Metal Wristblade	LWM2-A23-F	LWM2-B23-F	LWM2-C23-F

Straight Nozzle

Handle	Compression Cartridge	Ceramic Cartridge	Control-A-Flow Cartridge
Metal Cross	LWM2-A11-F	LWM2-B11-F	LWM2-C11-F
Plastic Cross	LWM2-A12-F	LWM2-B12-F	LWM2-C12-F
Metal Wristblade	LWM2-A13-F	LWM2-B13-F	LWM2-C13-F

Straight Nozzle With Aspirator

Handle	Compression Cartridge	Ceramic Cartridge	Control-A-Flow Cartridge
Metal Cross	LWM2-A31-F	LWM2-B31-F	LWM2-C31-F
Plastic Cross	LWM2-A32-F	LWM2-B32-F	LWM2-C32-F
Metal Wristblade	LWM2-A33-F	LWM2-B33-F	LWM2-C33-F

Deck Mounted, 8" Fixed Centers,
Third Water Inlet, 5-1/4"
Gooseneck Spout



- Solid brass construction
- Polished chrome plated finish
- 3/8" compression stainless steel hoses

2.2 GPM Aerated Outlet

Handle	Compression Cartridge	Ceramic Cartridge	Control-A-Flow Cartridge
Metal Cross	LWM3-A21-A	LWM3-B21-A	LWM3-C21-A
Plastic Cross	LWM3-A22-A	LWM3-B22-A	LWM3-C22-A
Metal Wristblade	LWM3-A23-A	LWM3-B23-A	LWM3-C23-A

Straight Nozzle

Handle	Compression Cartridge	Ceramic Cartridge	Control-A-Flow Cartridge
Metal Cross	LWM3-A11-A	LWM3-B11-A	LWM3-C11-A
Plastic Cross	LWM3-A12-A	LWM3-B12-A	LWM3-C12-A
Metal Wristblade	LWM3-A13-A	LWM3-B13-A	LWM3-C13-A

Straight Nozzle With Aspirator

Handle	Compression Cartridge	Ceramic Cartridge	Control-A-Flow Cartridge
Metal Cross	LWM3-A31-A	LWM3-B31-A	LWM3-C31-A
Plastic Cross	LWM3-A32-A	LWM3-B32-A	LWM3-C32-A
Metal Wristblade	LWM3-A33-A	LWM3-B33-A	LWM3-C33-A

Deck Mounted, 8" Fixed Centers,
Third Water Inlet, 8"
Gooseneck Spout



- Solid brass construction
- Polished chrome plated finish
- 3/8" compression stainless steel hoses

2.2 GPM Aerated Outlet

Handle	Compression Cartridge	Ceramic Cartridge	Control-A-Flow Cartridge
Metal Cross	LWM3-A21-B	LWM3-B21-B	LWM3-C21-B
Plastic Cross	LWM3-A22-B	LWM3-B22-B	LWM3-C22-B
Metal Wristblade	LWM3-A23-B	LWM3-B23-B	LWM3-C23-B

Straight Nozzle

Handle	Compression Cartridge	Ceramic Cartridge	Control-A-Flow Cartridge
Metal Cross	LWM3-A11-B	LWM3-B11-B	LWM3-C11-B
Plastic Cross	LWM3-A12-B	LWM3-B12-B	LWM3-C12-B
Metal Wristblade	LWM3-A13-B	LWM3-B13-B	LWM3-C13-B

Straight Nozzle With Aspirator

Handle	Compression Cartridge	Ceramic Cartridge	Control-A-Flow Cartridge
Metal Cross	LWM3-A31-B	LWM3-B31-B	LWM3-C31-B
Plastic Cross	LWM3-A32-B	LWM3-B32-B	LWM3-C32-B
Metal Wristblade	LWM3-A33-B	LWM3-B33-B	LWM3-C33-B

Deck Mounted, 8" Fixed Centers,
Third Water Inlet, 5-1/4"
Gooseneck Spout with
Vacuum Breaker



- Solid brass construction
- Polished chrome plated finish
- 1/2" NPSM supply inlets and coupling nut for 3/8" or 1/2" flexible riser

2.2 GPM Aerated Outlet

Handle	Compression Cartridge	Ceramic Cartridge	Control-A-Flow Cartridge
Metal Cross	LWM3-A21-E	LWM3-B21-E	LWM3-C21-E
Plastic Cross	LWM3-A22-E	LWM3-B22-E	LWM3-C22-E
Metal Wristblade	LWM3-A23-E	LWM3-B23-E	LWM3-C23-E

Straight Nozzle

Handle	Compression Cartridge	Ceramic Cartridge	Control-A-Flow Cartridge
Metal Cross	LWM3-A11-E	LWM3-B11-E	LWM3-C11-E
Plastic Cross	LWM3-A12-E	LWM3-B12-E	LWM3-C12-E
Metal Wristblade	LWM3-A13-E	LWM3-B13-E	LWM3-C13-E

Straight Nozzle With Aspirator

Handle	Compression Cartridge	Ceramic Cartridge	Control-A-Flow Cartridge
Metal Cross	LWM3-A31-E	LWM3-B31-E	LWM3-C31-E
Plastic Cross	LWM3-A32-E	LWM3-B32-E	LWM3-C32-E
Metal Wristblade	LWM3-A33-E	LWM3-B33-E	LWM3-C33-E

Deck Mounted, 8" Fixed Centers,
Third Water Inlet, 8" Gooseneck
Spout with Vacuum Breaker



- Solid brass construction
- Polished chrome plated finish
- 1/2" NPSM supply inlets and coupling nut for 3/8" or 1/2" flexible riser

2.2 GPM Aerated Outlet

Handle	Compression Cartridge	Ceramic Cartridge	Control-A-Flow Cartridge
Metal Cross	LWM3-A21-F	LWM3-B21-F	LWM3-C21-F
Plastic Cross	LWM3-A22-F	LWM3-B22-F	LWM3-C22-F
Metal Wristblade	LWM3-A23-F	LWM3-B23-F	LWM3-C23-F

Straight Nozzle

Handle	Compression Cartridge	Ceramic Cartridge	Control-A-Flow Cartridge
Metal Cross	LWM3-A11-F	LWM3-B11-F	LWM3-C11-F
Plastic Cross	LWM3-A12-F	LWM3-B12-F	LWM3-C12-F
Metal Wristblade	LWM3-A13-F	LWM3-B13-F	LWM3-C13-F

Straight Nozzle With Aspirator

Handle	Compression Cartridge	Ceramic Cartridge	Control-A-Flow Cartridge
Metal Cross	LWM3-A31-F	LWM3-B31-F	LWM3-C31-F
Plastic Cross	LWM3-A32-F	LWM3-B32-F	LWM3-C32-F
Metal Wristblade	LWM3-A33-F	LWM3-B33-F	LWM3-C33-F

Wall Mounted with Adjustable Arms, 5-1/4" Gooseneck Spout



- Solid brass construction, polished chrome plated finish
- 8" Body, adjustable arms 7-1/4" - 8-3/4"
- 1/2" NPT female thread inlet or 1/2" NPT male thread shank assembly
- Slip wall flanges

2.2 GPM Aerated Outlet

Handle	With Shanks	Compression Cartridge	Ceramic Cartridge	Control-A-Flow Cartridge
Metal Cross	–	LWM4-A21-A	LWM4-B21-A	LWM4-C21-A
	•	LWM5-A21-A	LWM5-B21-A	LWM5-C21-A
Plastic Cross	–	LWM4-A22-A	LWM4-B22-A	LWM4-C22-A
	•	LWM5-A22-A	LWM5-B22-A	LWM5-C22-A
Metal Wristblade	–	LWM4-A23-A	LWM4-B23-A	LWM4-C23-A
	•	LWM5-A23-A	LWM5-B23-A	LWM5-C23-A

Straight Nozzle

Handle	With Shanks	Compression Cartridge	Ceramic Cartridge	Control-A-Flow Cartridge
Metal Cross	–	LWM4-A11-A	LWM4-B11-A	LWM4-C11-A
	•	LWM5-A11-A	LWM5-B11-A	LWM5-C11-A
Plastic Cross	–	LWM4-A12-A	LWM4-B12-A	LWM4-C12-A
	•	LWM5-A12-A	LWM5-B12-A	LWM5-C12-A
Metal Wristblade	–	LWM4-A13-A	LWM4-B13-A	LWM4-C13-A
	•	LWM5-A13-A	LWM5-B13-A	LWM5-C13-A

Straight Nozzle With Aspirator

Handle	With Shanks	Compression Cartridge	Ceramic Cartridge	Control-A-Flow Cartridge
Metal Cross	–	LWM4-A31-A	LWM4-B31-A	LWM4-C31-A
	•	LWM5-A31-A	LWM5-B31-A	LWM5-C31-A
Plastic Cross	–	LWM4-A32-A	LWM4-B32-A	LWM4-C32-A
	•	LWM5-A32-A	LWM5-B32-A	LWM5-C32-A
Metal Wristblade	–	LWM4-A33-A	LWM4-B33-A	LWM4-C33-A
	•	LWM5-A33-A	LWM5-B33-A	LWM5-C33-A

Wall Mounted with Adjustable Arms, 8" Gooseneck Spout



- Solid brass construction, polished chrome plated finish
- 8" Body, adjustable arms 7-1/4" - 8-3/4"
- 1/2" NPT female thread inlet or 1/2" NPT male thread shank assembly
- Slip wall flanges

2.2 GPM Aerated Outlet

Handle	With Shanks	Compression Cartridge	Ceramic Cartridge	Control-A-Flow Cartridge
Metal Cross	–	LWM4-A21-B	LWM4-B21-B	LWM4-C21-B
	•	LWM5-A21-B	LWM5-B21-B	LWM5-C21-B
Plastic Cross	–	LWM4-A22-B	LWM4-B22-B	LWM4-C22-B
	•	LWM5-A22-B	LWM5-B22-B	LWM5-C22-B
Metal Wristblade	–	LWM4-A23-B	LWM4-B23-B	LWM4-C23-B
	•	LWM5-A23-B	LWM5-B23-B	LWM5-C23-B

Straight Nozzle

Handle	With Shanks	Compression Cartridge	Ceramic Cartridge	Control-A-Flow Cartridge
Metal Cross	–	LWM4-A11-B	LWM4-B11-B	LWM4-C11-B
	•	LWM5-A11-B	LWM5-B11-B	LWM5-C11-B
Plastic Cross	–	LWM4-A12-B	LWM4-B12-B	LWM4-C12-B
	•	LWM5-A12-B	LWM5-B12-B	LWM5-C12-B
Metal Wristblade	–	LWM4-A13-B	LWM4-B13-B	LWM4-C13-B
	•	LWM5-A13-B	LWM5-B13-B	LWM5-C13-B

Straight Nozzle With Aspirator

Handle	With Shanks	Compression Cartridge	Ceramic Cartridge	Control-A-Flow Cartridge
Metal Cross	–	LWM4-A31-B	LWM4-B31-B	LWM4-C31-B
	•	LWM5-A31-B	LWM5-B31-B	LWM5-C31-B
Plastic Cross	–	LWM4-A32-B	LWM4-B32-B	LWM4-C32-B
	•	LWM5-A32-B	LWM5-B32-B	LWM5-C32-B
Metal Wristblade	–	LWM4-A33-B	LWM4-B33-B	LWM4-C33-B
	•	LWM5-A33-B	LWM5-B33-B	LWM5-C33-B

Wall Mounted with Adjustable Arms, 5-1/4" Gooseneck Spout with Vacuum Breaker



- Solid brass construction, polished chrome plated finish
- 8" Body, adjustable arms 7-1/4" - 8-3/4"
- 1/2" NPT female thread inlet or 1/2" NPT male thread shank assembly
- Slip wall flanges

2.2 GPM Aerated Outlet

Handle	With Shanks	Compression Cartridge	Ceramic Cartridge	Control-A-Flow Cartridge
Metal Cross	–	LWM4-A21-E	LWM4-B21-E	LWM4-C21-E
	•	LWM5-A21-E	LWM5-B21-E	LWM5-C21-E
Plastic Cross	–	LWM4-A22-E	LWM4-B22-E	LWM4-C22-E
	•	LWM5-A22-E	LWM5-B22-E	LWM5-C22-E
Metal Wristblade	–	LWM4-A23-E	LWM4-B23-E	LWM4-C23-E
	•	LWM5-A23-E	LWM5-B23-E	LWM5-C23-E

Straight Nozzle

Handle	With Shanks	Compression Cartridge	Ceramic Cartridge	Control-A-Flow Cartridge
Metal Cross	–	LWM4-A11-E	LWM4-B11-E	LWM4-C11-E
	•	LWM5-A11-E	LWM5-B11-E	LWM5-C11-E
Plastic Cross	–	LWM4-A12-E	LWM4-B12-E	LWM4-C12-E
	•	LWM5-A12-E	LWM5-B12-E	LWM5-C12-E
Metal Wristblade	–	LWM4-A13-E	LWM4-B13-E	LWM4-C13-E
	•	LWM5-A13-E	LWM5-B13-E	LWM5-C13-E

Straight Nozzle With Aspirator

Handle	With Shanks	Compression Cartridge	Ceramic Cartridge	Control-A-Flow Cartridge
Metal Cross	–	LWM4-A31-E	LWM4-B31-E	LWM4-C31-E
	•	LWM5-A31-E	LWM5-B31-E	LWM5-C31-E
Plastic Cross	–	LWM4-A32-E	LWM4-B32-E	LWM4-C32-E
	•	LWM5-A32-E	LWM5-B32-E	LWM5-C32-E
Metal Wristblade	–	LWM4-A33-E	LWM4-B33-E	LWM4-C33-E
	•	LWM5-A33-E	LWM5-B33-E	LWM5-C33-E

Wall Mounted with Adjustable Arms, 8" Gooseneck Spout with Vacuum Breaker



- Solid brass construction, polished chrome plated finish
- 8" Body, adjustable arms 7-1/4" - 8-3/4"
- 1/2" NPT female thread inlet or 1/2" NPT male thread shank assembly
- Slip wall flanges

2.2 GPM Aerated Outlet

Handle	With Shanks	Compression Cartridge	Ceramic Cartridge	Control-A-Flow Cartridge
Metal Cross	–	LWM4-A21-F	LWM4-B21-F	LWM4-C21-F
	•	LWM5-A21-F	LWM5-B21-F	LWM5-C21-F
Plastic Cross	–	LWM4-A22-F	LWM4-B22-F	LWM4-C22-F
	•	LWM5-A22-F	LWM5-B22-F	LWM5-C22-F
Metal Wristblade	–	LWM4-A23-F	LWM4-B23-F	LWM4-C23-F
	•	LWM5-A23-F	LWM5-B23-F	LWM5-C23-F

Straight Nozzle

Handle	With Shanks	Compression Cartridge	Ceramic Cartridge	Control-A-Flow Cartridge
Metal Cross	–	LWM4-A11-F	LWM4-B11-F	LWM4-C11-F
	•	LWM5-A11-F	LWM5-B11-F	LWM5-C11-F
Plastic Cross	–	LWM4-A12-F	LWM4-B12-F	LWM4-C12-F
	•	LWM5-A12-F	LWM5-B12-F	LWM5-C12-F
Metal Wristblade	–	LWM4-A13-F	LWM4-B13-F	LWM4-C13-F
	•	LWM5-A13-F	LWM5-B13-F	LWM5-C13-F

Straight Nozzle With Aspirator

Handle	With Shanks	Compression Cartridge	Ceramic Cartridge	Control-A-Flow Cartridge
Metal Cross	–	LWM4-A31-F	LWM4-B31-F	LWM4-C31-F
	•	LWM5-A31-F	LWM5-B31-F	LWM5-C31-F
Plastic Cross	–	LWM4-A32-F	LWM4-B32-F	LWM4-C32-F
	•	LWM5-A32-F	LWM5-B32-F	LWM5-C32-F
Metal Wristblade	–	LWM4-A33-F	LWM4-B33-F	LWM4-C33-F
	•	LWM5-A33-F	LWM5-B33-F	LWM5-C33-F

Wall Mounted with
Adjustable Arms, 5-1/4"
Rigid Gooseneck Spout
with Vacuum Breaker



- Solid brass construction, polished chrome plated finish
- 8" Body, adjustable arms 7-1/4" - 8-3/4"
- 1/2" NPT female thread inlet or 1/2" NPT male thread shank assembly
- Slip wall flanges

2.2 GPM Aerated Outlet

Handle	With Shanks	Compression Cartridge	Ceramic Cartridge	Control-A-Flow Cartridge
Metal Cross	–	LWM4-A21-G	LWM4-B21-G	LWM4-C21-G
	•	LWM5-A21-G	LWM5-B21-G	LWM5-C21-G
Plastic Cross	–	LWM4-A22-G	LWM4-B22-G	LWM4-C22-G
	•	LWM5-A22-G	LWM5-B22-G	LWM5-C22-G
Metal Wristblade	–	LWM4-A23-G	LWM4-B23-G	LWM4-C23-G
	•	LWM5-A23-G	LWM5-B23-G	LWM5-C23-G

Straight Nozzle

Handle	With Shanks	Compression Cartridge	Ceramic Cartridge	Control-A-Flow Cartridge
Metal Cross	–	LWM4-A11-G	LWM4-B11-G	LWM4-C11-G
	•	LWM5-A11-G	LWM5-B11-G	LWM5-C11-G
Plastic Cross	–	LWM4-A12-G	LWM4-B12-G	LWM4-C12-G
	•	LWM5-A12-G	LWM5-B12-G	LWM5-C12-G
Metal Wristblade	–	LWM4-A13-G	LWM4-B13-G	LWM4-C13-G
	•	LWM5-A13-G	LWM5-B13-G	LWM5-C13-G

Straight Nozzle With Aspirator

Handle	With Shanks	Compression Cartridge	Ceramic Cartridge	Control-A-Flow Cartridge
Metal Cross	–	LWM4-A31-G	LWM4-B31-G	LWM4-C31-G
	•	LWM5-A31-G	LWM5-B31-G	LWM5-C31-G
Plastic Cross	–	LWM4-A32-G	LWM4-B32-G	LWM4-C32-G
	•	LWM5-A32-G	LWM5-B32-G	LWM5-C32-G
Metal Wristblade	–	LWM4-A33-G	LWM4-B33-G	LWM4-C33-G
	•	LWM5-A33-G	LWM5-B33-G	LWM5-C33-G

Wall Mounted with
Adjustable Arms, 8"
Rigid Gooseneck Spout
with Vacuum Breaker



- Solid brass construction, polished chrome plated finish
- 8" Body, adjustable arms 7-1/4" - 8-3/4"
- 1/2" NPT female thread inlet or 1/2" NPT male thread shank assembly
- Slip wall flanges

2.2 GPM Aerated Outlet

Handle	With Shanks	Compression Cartridge	Ceramic Cartridge	Control-A-Flow Cartridge
Metal Cross	–	LWM4-A21-H	LWM4-B21-H	LWM4-C21-H
	•	LWM5-A21-H	LWM5-B21-H	LWM5-C21-H
Plastic Cross	–	LWM4-A22-H	LWM4-B22-H	LWM4-C22-H
	•	LWM5-A22-H	LWM5-B22-H	LWM5-C22-H
Metal Wristblade	–	LWM4-A23-H	LWM4-B23-H	LWM4-C23-H
	•	LWM5-A23-H	LWM5-B23-H	LWM5-C23-H

Straight Nozzle

Handle	With Shanks	Compression Cartridge	Ceramic Cartridge	Control-A-Flow Cartridge
Metal Cross	–	LWM4-A11-H	LWM4-B11-H	LWM4-C11-H
	•	LWM5-A11-H	LWM5-B11-H	LWM5-C11-H
Plastic Cross	–	LWM4-A12-H	LWM4-B12-H	LWM4-C12-H
	•	LWM5-A12-H	LWM5-B12-H	LWM5-C12-H
Metal Wristblade	–	LWM4-A13-H	LWM4-B13-H	LWM4-C13-H
	•	LWM5-A13-H	LWM5-B13-H	LWM5-C13-H

Straight Nozzle With Aspirator

Handle	With Shanks	Compression Cartridge	Ceramic Cartridge	Control-A-Flow Cartridge
Metal Cross	–	LWM4-A31-H	LWM4-B31-H	LWM4-C31-H
	•	LWM5-A31-H	LWM5-B31-H	LWM5-C31-H
Plastic Cross	–	LWM4-A32-H	LWM4-B32-H	LWM4-C32-H
	•	LWM5-A32-H	LWM5-B32-H	LWM5-C32-H
Metal Wristblade	–	LWM4-A33-H	LWM4-B33-H	LWM4-C33-H
	•	LWM5-A33-H	LWM5-B33-H	LWM5-C33-H

Wall Mounted, 5-1/4" Gooseneck Spout



- Solid brass construction, polished chrome plated finish
- 3" vertical centers
- Straight inlet arm with 1/2" NPT female thread inlet or 1/2" NPT male thread shank assembly
- Integral wall flanges

2.2 GPM Aerated Outlet

Handle	With Shanks	Compression Cartridge	Ceramic Cartridge	Control-A-Flow Cartridge
Metal Cross	–	LWM6-A21-A	LWM6-B21-A	LWM6-C21-A
	•	LWM7-A21-A	LWM7-B21-A	LWM7-C21-A
Plastic Cross	–	LWM6-A22-A	LWM6-B22-A	LWM6-C22-A
	•	LWM7-A22-A	LWM7-B22-A	LWM7-C22-A
Metal Wristblade	–	LWM6-A23-A	LWM6-B23-A	LWM6-C23-A
	•	LWM7-A23-A	LWM7-B23-A	LWM7-C23-A

Straight Nozzle

Handle	With Shanks	Compression Cartridge	Ceramic Cartridge	Control-A-Flow Cartridge
Metal Cross	–	LWM6-A11-A	LWM6-B11-A	LWM6-C11-A
	•	LWM7-A11-A	LWM7-B11-A	LWM7-C11-A
Plastic Cross	–	LWM6-A12-A	LWM6-B12-A	LWM6-C12-A
	•	LWM7-A12-A	LWM7-B12-A	LWM7-C12-A
Metal Wristblade	–	LWM6-A13-A	LWM6-B13-A	LWM6-C13-A
	•	LWM7-A13-A	LWM7-B13-A	LWM7-C13-A

Straight Nozzle With Aspirator

Handle	With Shanks	Compression Cartridge	Ceramic Cartridge	Control-A-Flow Cartridge
Metal Cross	–	LWM6-A31-A	LWM6-B31-A	LWM6-C31-A
	•	LWM7-A31-A	LWM7-B31-A	LWM7-C31-A
Plastic Cross	–	LWM6-A32-A	LWM6-B32-A	LWM6-C32-A
	•	LWM7-A32-A	LWM7-B32-A	LWM7-C32-A
Metal Wristblade	–	LWM6-A33-A	LWM6-B33-A	LWM6-C33-A
	•	LWM7-A33-A	LWM7-B33-A	LWM7-C33-A

Wall Mounted, 8" Gooseneck Spout



- Solid brass construction, polished chrome plated finish
- 3" vertical centers
- Straight inlet arm with 1/2" NPT female thread inlet or 1/2" NPT male thread shank assembly
- Integral wall flanges

2.2 GPM Aerated Outlet

Handle	With Shanks	Compression Cartridge	Ceramic Cartridge	Control-A-Flow Cartridge
Metal Cross	–	LWM6-A21-B	LWM6-B21-B	LWM6-C21-B
	•	LWM7-A21-B	LWM7-B21-B	LWM7-C21-B
Plastic Cross	–	LWM6-A22-B	LWM6-B22-B	LWM6-C22-B
	•	LWM7-A22-B	LWM7-B22-B	LWM7-C22-B
Metal Wristblade	–	LWM6-A23-B	LWM6-B23-B	LWM6-C23-B
	•	LWM7-A23-B	LWM7-B23-B	LWM7-C23-B

Straight Nozzle

Handle	With Shanks	Compression Cartridge	Ceramic Cartridge	Control-A-Flow Cartridge
Metal Cross	–	LWM6-A11-B	LWM6-B11-B	LWM6-C11-B
	•	LWM7-A11-B	LWM7-B11-B	LWM7-C11-B
Plastic Cross	–	LWM6-A12-B	LWM6-B12-B	LWM6-C12-B
	•	LWM7-A12-B	LWM7-B12-B	LWM7-C12-B
Metal Wristblade	–	LWM6-A13-B	LWM6-B13-B	LWM6-C13-B
	•	LWM7-A13-B	LWM7-B13-B	LWM7-C13-B

Straight Nozzle With Aspirator

Handle	With Shanks	Compression Cartridge	Ceramic Cartridge	Control-A-Flow Cartridge
Metal Cross	–	LWM6-A31-B	LWM6-B31-B	LWM6-C31-B
	•	LWM7-A31-B	LWM7-B31-B	LWM7-C31-B
Plastic Cross	–	LWM6-A32-B	LWM6-B32-B	LWM6-C32-B
	•	LWM7-A32-B	LWM7-B32-B	LWM7-C32-B
Metal Wristblade	–	LWM6-A33-B	LWM6-B33-B	LWM6-C33-B
	•	LWM7-A33-B	LWM7-B33-B	LWM7-C33-B

Wall Mounted, 5-1/4" Gooseneck Spout with Vacuum Breaker



- Solid brass construction, polished chrome plated finish
- 3" vertical centers
- Straight inlet arm with 1/2" NPT female thread inlet or 1/2" NPT male thread shank assembly
- Integral wall flanges

2.2 GPM Aerated Outlet

Handle	With Shanks	Compression Cartridge	Ceramic Cartridge	Control-A-Flow Cartridge
Metal Cross	–	LWM6-A21-E	LWM6-B21-E	LWM6-C21-E
	•	LWM7-A21-E	LWM7-B21-E	LWM7-C21-E
Plastic Cross	–	LWM6-A22-E	LWM6-B22-E	LWM6-C22-E
	•	LWM7-A22-E	LWM7-B22-E	LWM7-C22-E
Metal Wristblade	–	LWM6-A23-E	LWM6-B23-E	LWM6-C23-E
	•	LWM7-A23-E	LWM7-B23-E	LWM7-C23-E

Straight Nozzle

Handle	With Shanks	Compression Cartridge	Ceramic Cartridge	Control-A-Flow Cartridge
Metal Cross	–	LWM6-A11-E	LWM6-B11-E	LWM6-C11-E
	•	LWM7-A11-E	LWM7-B11-E	LWM7-C11-E
Plastic Cross	–	LWM6-A12-E	LWM6-B12-E	LWM6-C12-E
	•	LWM7-A12-E	LWM7-B12-E	LWM7-C12-E
Metal Wristblade	–	LWM6-A13-E	LWM6-B13-E	LWM6-C13-E
	•	LWM7-A13-E	LWM7-B13-E	LWM7-C13-E

Straight Nozzle With Aspirator

Handle	With Shanks	Compression Cartridge	Ceramic Cartridge	Control-A-Flow Cartridge
Metal Cross	–	LWM6-A31-E	LWM6-B31-E	LWM6-C31-E
	•	LWM7-A31-E	LWM7-B31-E	LWM7-C31-E
Plastic Cross	–	LWM6-A32-E	LWM6-B32-E	LWM6-C32-E
	•	LWM7-A32-E	LWM7-B32-E	LWM7-C32-E
Metal Wristblade	–	LWM6-A33-E	LWM6-B33-E	LWM6-C33-E
	•	LWM7-A33-E	LWM7-B33-E	LWM7-C33-E

Wall Mounted, 8" Gooseneck Spout with Vacuum Breaker



- Solid brass construction, polished chrome plated finish
- 3" vertical centers
- Straight inlet arm with 1/2" NPT female thread inlet or 1/2" NPT male thread shank assembly
- Integral wall flanges

2.2 GPM Aerated Outlet

Handle	With Shanks	Compression Cartridge	Ceramic Cartridge	Control-A-Flow Cartridge
Metal Cross	–	LWM6-A21-F	LWM6-B21-F	LWM6-C21-F
	•	LWM7-A21-F	LWM7-B21-F	LWM7-C21-F
Plastic Cross	–	LWM6-A22-F	LWM6-B22-F	LWM6-C22-F
	•	LWM7-A22-F	LWM7-B22-F	LWM7-C22-F
Metal Wristblade	–	LWM6-A23-F	LWM6-B23-F	LWM6-C23-F
	•	LWM7-A23-F	LWM7-B23-F	LWM7-C23-F

Straight Nozzle

Handle	With Shanks	Compression Cartridge	Ceramic Cartridge	Control-A-Flow Cartridge
Metal Cross	–	LWM6-A11-F	LWM6-B11-F	LWM6-C11-F
	•	LWM7-A11-F	LWM7-B11-F	LWM7-C11-F
Plastic Cross	–	LWM6-A12-F	LWM6-B12-F	LWM6-C12-F
	•	LWM7-A12-F	LWM7-B12-F	LWM7-C12-F
Metal Wristblade	–	LWM6-A13-F	LWM6-B13-F	LWM6-C13-F
	•	LWM7-A13-F	LWM7-B13-F	LWM7-C13-F

Straight Nozzle With Aspirator

Handle	With Shanks	Compression Cartridge	Ceramic Cartridge	Control-A-Flow Cartridge
Metal Cross	–	LWM6-A31-F	LWM6-B31-F	LWM6-C31-F
	•	LWM7-A31-F	LWM7-B31-F	LWM7-C31-F
Plastic Cross	–	LWM6-A32-F	LWM6-B32-F	LWM6-C32-F
	•	LWM7-A32-F	LWM7-B32-F	LWM7-C32-F
Metal Wristblade	–	LWM6-A33-F	LWM6-B33-F	LWM6-C33-F
	•	LWM7-A33-F	LWM7-B33-F	LWM7-C33-F

Wall Mounted, 5-1/4" Rigid Gooseneck Spout with Vacuum Breaker



- Solid brass construction, polished chrome plated finish
- 3" vertical centers
- Straight inlet arm with 1/2" NPT female thread inlet or 1/2" NPT male thread shank assembly
- Integral wall flanges

2.2 GPM Aerated Outlet

Handle	With Shanks	Compression Cartridge	Ceramic Cartridge	Control-A-Flow Cartridge
Metal Cross	–	LWM6-A21-G	LWM6-B21-G	LWM6-C21-G
	•	LWM7-A21-G	LWM7-B21-G	LWM7-C21-G
Plastic Cross	–	LWM6-A22-G	LWM6-B22-G	LWM6-C22-G
	•	LWM7-A22-G	LWM7-B22-G	LWM7-C22-G
Metal Wristblade	–	LWM6-A23-G	LWM6-B23-G	LWM6-C23-G
	•	LWM7-A23-G	LWM7-B23-G	LWM7-C23-G

Straight Nozzle

Handle	With Shanks	Compression Cartridge	Ceramic Cartridge	Control-A-Flow Cartridge
Metal Cross	–	LWM6-A11-G	LWM6-B11-G	LWM6-C11-G
	•	LWM7-A11-G	LWM7-B11-G	LWM7-C11-G
Plastic Cross	–	LWM6-A12-G	LWM6-B12-G	LWM6-C12-G
	•	LWM7-A12-G	LWM7-B12-G	LWM7-C12-G
Metal Wristblade	–	LWM6-A13-G	LWM6-B13-G	LWM6-C13-G
	•	LWM7-A13-G	LWM7-B13-G	LWM7-C13-G

Straight Nozzle With Aspirator

Handle	With Shanks	Compression Cartridge	Ceramic Cartridge	Control-A-Flow Cartridge
Metal Cross	–	LWM6-A31-G	LWM6-B31-G	LWM6-C31-G
	•	LWM7-A31-G	LWM7-B31-G	LWM7-C31-G
Plastic Cross	–	LWM6-A32-G	LWM6-B32-G	LWM6-C32-G
	•	LWM7-A32-G	LWM7-B32-G	LWM7-C32-G
Metal Wristblade	–	LWM6-A33-G	LWM6-B33-G	LWM6-C33-G
	•	LWM7-A33-G	LWM7-B33-G	LWM7-C33-G

Wall Mounted, 8" Rigid Gooseneck Spout with Vacuum Breaker



- Solid brass construction, polished chrome plated finish
- 3" vertical centers
- Straight inlet arm with 1/2" NPT female thread inlet or 1/2" NPT male thread shank assembly
- Integral wall flanges

2.2 GPM Aerated Outlet

Handle	With Shanks	Compression Cartridge	Ceramic Cartridge	Control-A-Flow Cartridge
Metal Cross	–	LWM6-A21-H	LWM6-B21-H	LWM6-C21-H
	•	LWM7-A21-H	LWM7-B21-H	LWM7-C21-H
Plastic Cross	–	LWM6-A22-H	LWM6-B22-H	LWM6-C22-H
	•	LWM7-A22-H	LWM7-B22-H	LWM7-C22-H
Metal Wristblade	–	LWM6-A23-H	LWM6-B23-H	LWM6-C23-H
	•	LWM7-A23-H	LWM7-B23-H	LWM7-C23-H

Straight Nozzle

Handle	With Shanks	Compression Cartridge	Ceramic Cartridge	Control-A-Flow Cartridge
Metal Cross	–	LWM6-A11-H	LWM6-B11-H	LWM6-C11-H
	•	LWM7-A11-H	LWM7-B11-H	LWM7-C11-H
Plastic Cross	–	LWM6-A12-H	LWM6-B12-H	LWM6-C12-H
	•	LWM7-A12-H	LWM7-B12-H	LWM7-C12-H
Metal Wristblade	–	LWM6-A13-H	LWM6-B13-H	LWM6-C13-H
	•	LWM7-A13-H	LWM7-B13-H	LWM7-C13-H

Straight Nozzle With Aspirator

Handle	With Shanks	Compression Cartridge	Ceramic Cartridge	Control-A-Flow Cartridge
Metal Cross	–	LWM6-A31-H	LWM6-B31-H	LWM6-C31-H
	•	LWM7-A31-H	LWM7-B31-H	LWM7-C31-H
Plastic Cross	–	LWM6-A32-H	LWM6-B32-H	LWM6-C32-H
	•	LWM7-A32-H	LWM7-B32-H	LWM7-C32-H
Metal Wristblade	–	LWM6-A33-H	LWM6-B33-H	LWM6-C33-H
	•	LWM7-A33-H	LWM7-B33-H	LWM7-C33-H



We are a member of the U.S. Green Building Council and support the Leadership in Energy and Environmental Design (LEED) Green Building Rating System™, to measure the efficiency and sustainability of buildings in the U.S. and Canada. If you are trying to achieve LEED Certification for your building, our low-flow outlets, metering cartridges, and sensor-operated faucets can contribute points in these areas: Water Efficiency Credit 2: Innovative Wastewater Technologies and Water Efficiency Credit 3: Water Use Reduction



We are proud to be a partner with WaterSense®, sponsored by the EPA and designed to protect the future of our nation's water supply by promoting efficiency and enhancing the market for water efficient products, programs, and practices.



We are a charter sponsor of the Alliance for Water Efficiency, a non-profit organization that is dedicated to the efficient and sustainable use of water. It brings together a diverse range of stakeholders to advocate water efficiency and conservation.



a Geberit company

Chicago Faucets, a member of the Geberit Group, is the leading brand of commercial faucets and fittings in the United States, offering a complete range of products for schools, laboratories, hospitals, office buildings, food service, airports, and sports facilities. Whatever your requirements may be, Chicago Faucets offers standard and made-to-order products that are designed to meet any commercial application.

The Chicago Faucet Company
2100 South Clearwater Drive
Des Plaines, IL 60018
Phone: 847/803-5000
Fax: 847/803-5454
Technical: 800/832-8783
www.chicagofaucets.com

