



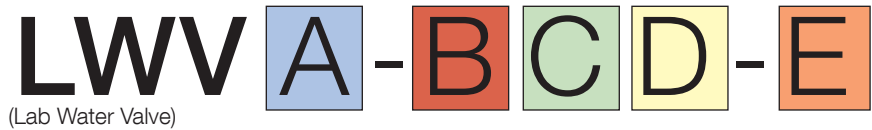
## Laboratory Water Valves

**CHICAGO  
FAUCETS** 

a Geberit company


## How to build and order a Chicago Faucets laboratory water valve fitting.

Chicago Faucets makes it easy for you to build water valve fittings that meet your exact requirements. You can reference the charts on the following pages, or you can build your own valve by choosing the components below to configure your model number.




### Valve Base

A




### Cartridge

B




**EXAMPLE**



**LWV1-A12-20**  
 Two straight valves with compression cartridges, straight nozzles, metal handles with hot index buttons, and a dual 90° turret.

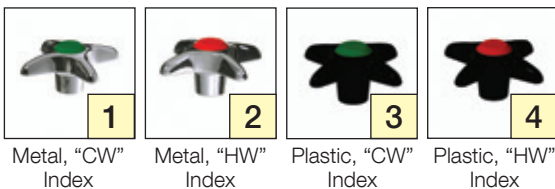
### Outlet

C



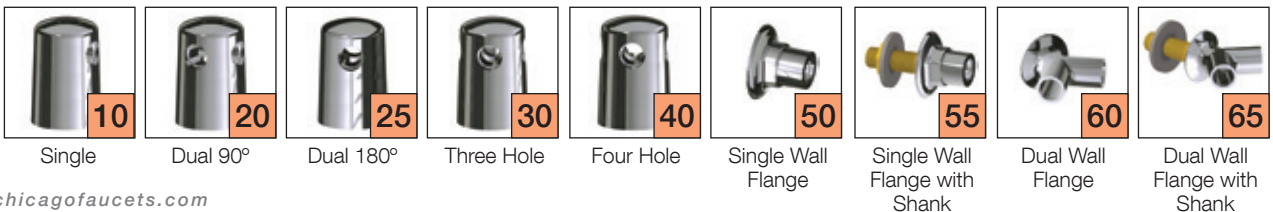
### Handle

D



### Turret

E



## Straight Pattern Water Valve

- Solid brass straight valve body
- Polished chrome plated finish
- 2-1/2" vandal proof cross handle
- 3/8" - 18 NPT male thread inlet



### 30° Nozzle

Handle/ Index	Vacuum Breaker	Compression Cartridge	Ceramic Cartridge	Control-A-Flow Cartridge
Metal/Cold	–	LWV1-A21	LWV1-B21	LWV1-C21
	•	LWV1-A51	LWV1-B51	LWV1-C51
Metal/Hot	–	LWV1-A22	LWV1-B22	LWV1-C22
	•	LWV1-A52	LWV1-B52	LWV1-C52
Plastic/Cold	–	LWV1-A23	LWV1-B23	LWV1-C23
	•	LWV1-A53	LWV1-B53	LWV1-C53
Plastic/Hot	–	<b>LWV1-A24</b>	LWV1-B24	LWV1-C24
	•	LWV1-A54	LWV1-B54	LWV1-C54

## Deck Mounted, Straight Pattern Single Water Valve Assembly

- Solid brass turret with one outlet
- Solid brass straight valve body
- Polished chrome plated finish
- 2-1/2" vandal proof cross handle
- 3/8" - 18 NPT male thread shank assembly



### 30° Nozzle

Handle/ Index	Vacuum Breaker	Compression Cartridge	Ceramic Cartridge	Control-A-Flow Cartridge
Metal/Cold	–	LWV1-A21-10	LWV1-B21-10	LWV1-C21-10
	•	LWV1-A51-10	LWV1-B51-10	LWV1-C51-10
Metal/Hot	–	LWV1-A22-10	LWV1-B22-10	LWV1-C22-10
	•	LWV1-A52-10	LWV1-B52-10	LWV1-C52-10
Plastic/Cold	–	LWV1-A23-10	LWV1-B23-10	LWV1-C23-10
	•	LWV1-A53-10	LWV1-B53-10	LWV1-C53-10
Plastic/Hot	–	LWV1-A24-10	LWV1-B24-10	LWV1-C24-10
	•	LWV1-A54-10	LWV1-B54-10	LWV1-C54-10

### Straight Nozzle

Handle/ Index	Vacuum Breaker	Compression Cartridge	Ceramic Cartridge	Control-A-Flow Cartridge
Metal/Cold	–	<b>LWV1-A11</b>	LWV1-B11	LWV1-C11
	•	LWV1-A41	LWV1-B41	LWV1-C41
Metal/Hot	–	LWV1-A12	LWV1-B12	LWV1-C12
	•	LWV1-A42	LWV1-B42	LWV1-C42
Plastic/Cold	–	LWV1-A13	LWV1-B13	LWV1-C13
	•	LWV1-A43	LWV1-B43	LWV1-C43
Plastic/Hot	–	LWV1-A14	LWV1-B14	LWV1-C14
	•	LWV1-A44	LWV1-B44	LWV1-C44

### Straight Nozzle With Aspirator

Handle/ Index	Vacuum Breaker	Compression Cartridge	Ceramic Cartridge	Control-A-Flow Cartridge
Metal/Cold	–	LWV1-A31	LWV1-B31	LWV1-C31
	•	LWV1-A61	LWV1-B61	LWV1-C61
Metal/Hot	–	LWV1-A32	LWV1-B32	LWV1-C32
	•	LWV1-A62	LWV1-B62	LWV1-C62
Plastic/Cold	–	LWV1-A33	LWV1-B33	LWV1-C33
	•	LWV1-A63	LWV1-B63	LWV1-C63
Plastic/Hot	–	LWV1-A34	LWV1-B34	LWV1-C34
	•	LWV1-A64	LWV1-B64	LWV1-C64

### Straight Nozzle

Handle/ Index	Vacuum Breaker	Compression Cartridge	Ceramic Cartridge	Control-A-Flow Cartridge
Metal/Cold	–	LWV1-A11-10	LWV1-B11-10	LWV1-C11-10
	•	LWV1-A41-10	LWV1-B41-10	LWV1-C41-10
Metal/Hot	–	<b>LWV1-A12-10</b>	LWV1-B12-10	LWV1-C12-10
	•	LWV1-A42-10	LWV1-B42-10	LWV1-C42-10
Plastic/Cold	–	LWV1-A13-10	LWV1-B13-10	LWV1-C13-10
	•	LWV1-A43-10	LWV1-B43-10	LWV1-C43-10
Plastic/Hot	–	LWV1-A14-10	LWV1-B14-10	LWV1-C14-10
	•	LWV1-A44-10	LWV1-B44-10	LWV1-C44-10

### Straight Nozzle With Aspirator

Handle/ Index	Vacuum Breaker	Compression Cartridge	Ceramic Cartridge	Control-A-Flow Cartridge
Metal/Cold	–	LWV1-A31-10	LWV1-B31-10	LWV1-C31-10
	•	LWV1-A61-10	LWV1-B61-10	LWV1-C61-10
Metal/Hot	–	LWV1-A32-10	LWV1-B32-10	LWV1-C32-10
	•	LWV1-A62-10	LWV1-B62-10	LWV1-C62-10
Plastic/Cold	–	LWV1-A33-10	LWV1-B33-10	LWV1-C33-10
	•	LWV1-A63-10	LWV1-B63-10	LWV1-C63-10
Plastic/Hot	–	LWV1-A34-10	LWV1-B34-10	LWV1-C34-10
	•	LWV1-A64-10	LWV1-B64-10	LWV1-C64-10

### Deck Mounted, Straight Pattern Dual 90° Water Valve Assembly

- Solid brass turret with two 90° outlets
- Solid brass straight valve body
- Polished chrome plated finish
- 2-1/2" vandal proof cross handle
- 3/8" - 18 NPT male thread shank assembly



#### 30° Nozzle

Handle/Index	Vacuum Breaker	Compression Cartridge	Ceramic Cartridge	Control-A-Flow Cartridge
Metal/Cold	–	LWV1-A21-20	LWV1-B21-20	LWV1-C21-20
	•	LWV1-A51-20	LWV1-B51-20	LWV1-C51-20
Metal/Hot	–	LWV1-A22-20	LWV1-B22-20	LWV1-C42-20
	•	LWV1-A52-20	LWV1-B52-20	LWV1-C52-20
Plastic/Cold	–	LWV1-A23-20	LWV1-B23-20	LWV1-C23-20
	•	LWV1-A53-20	LWV1-B53-20	LWV1-C53-20
Plastic/Hot	–	LWV1-A24-20	LWV1-B24-20	LWV1-C24-20
	•	LWV1-A54-20	LWV1-B54-20	LWV1-C54-20

#### Straight Nozzle

Handle/Index	Vacuum Breaker	Compression Cartridge	Ceramic Cartridge	Control-A-Flow Cartridge
Metal/Cold	–	LWV1-A11-20	LWV1-B11-20	LWV1-C11-20
	•	LWV1-A41-20	LWV1-B41-20	LWV1-C41-20
Metal/Hot	–	<b>LWV1-A12-20</b>	LWV1-B12-20	LWV1-C12-20
	•	LWV1-A42-20	LWV1-B42-20	LWV1-C42-20
Plastic/Cold	–	LWV1-A13-20	LWV1-B13-20	LWV1-C13-20
	•	LWV1-A43-20	LWV1-B43-20	LWV1-C43-20
Plastic/Hot	–	LWV1-A14-20	LWV1-B14-20	LWV1-C14-20
	•	LWV1-A44-20	LWV1-B44-20	LWV1-C44-20

#### Straight Nozzle With Aspirator

Handle/Index	Vacuum Breaker	Compression Cartridge	Ceramic Cartridge	Control-A-Flow Cartridge
Metal/Cold	–	LWV1-A31-20	LWV1-B31-20	LWV1-C31-20
	•	LWV1-A61-20	LWV1-B61-20	LWV1-C61-20
Metal/Hot	–	LWV1-A32-20	LWV1-B32-20	LWV1-C32-20
	•	LWV1-A62-20	LWV1-B62-20	LWV1-C62-20
Plastic/Cold	–	LWV1-A33-20	LWV1-B33-20	LWV1-C33-20
	•	LWV1-A63-20	LWV1-B63-20	LWV1-C63-20
Plastic/Hot	–	LWV1-A34-20	LWV1-B34-20	LWV1-C34-20
	•	LWV1-A64-20	LWV1-B64-20	LWV1-C64-20

### Deck Mounted, Straight Pattern Dual 180° Water Valve Assembly

- Solid brass turret with two 180° outlets
- Solid brass straight valve body
- Polished chrome plated finish
- 2-1/2" vandal proof cross handle
- 3/8" - 18 NPT male thread shank assembly



#### 30° Nozzle

Handle/Index	Vacuum Breaker	Compression Cartridge	Ceramic Cartridge	Control-A-Flow Cartridge
Metal/Cold	–	LWV1-A21-25	LWV1-B21-25	LWV1-C21-25
	•	LWV1-A51-25	LWV1-B51-25	LWV1-C51-25
Metal/Hot	–	LWV1-A22-25	LWV1-B22-25	LWV1-C22-25
	•	LWV1-A52-25	LWV1-B52-25	LWV1-C52-25
Plastic/Cold	–	LWV1-A23-25	LWV1-B23-25	LWV1-C23-25
	•	LWV1-A53-25	LWV1-B53-25	LWV1-C53-25
Plastic/Hot	–	LWV1-A24-25	LWV1-B24-25	LWV1-C24-25
	•	LWV1-A54-25	LWV1-B54-25	LWV1-C54-25

#### Straight Nozzle

Handle/Index	Vacuum Breaker	Compression Cartridge	Ceramic Cartridge	Control-A-Flow Cartridge
Metal/Cold	–	<b>LWV1-A11-25</b>	LWV1-B11-25	LWV1-C11-25
	•	LWV1-A41-25	LWV1-B41-25	LWV1-C41-25
Metal/Hot	–	LWV1-A12-25	LWV1-B12-25	LWV1-C12-25
	•	LWV1-A42-25	LWV1-B42-25	LWV1-C42-25
Plastic/Cold	–	LWV1-A13-25	LWV1-B13-25	LWV1-C13-25
	•	LWV1-A43-25	LWV1-B43-25	LWV1-C43-25
Plastic/Hot	–	LWV1-A14-25	LWV1-B14-25	LWV1-C14-25
	•	LWV1-A44-25	LWV1-B44-25	LWV1-C44-25

#### Straight Nozzle With Aspirator

Handle/Index	Vacuum Breaker	Compression Cartridge	Ceramic Cartridge	Control-A-Flow Cartridge
Metal/Cold	–	LWV1-A31-25	LWV1-B31-25	LWV1-C31-25
	•	LWV1-A61-25	LWV1-B61-25	LWV1-C61-25
Metal/Hot	–	LWV1-A32-25	LWV1-B32-25	LWV1-C32-25
	•	LWV1-A62-25	LWV1-B62-25	LWV1-C62-25
Plastic/Cold	–	LWV1-A33-25	LWV1-B33-25	LWV1-C33-25
	•	LWV1-A63-25	LWV1-B63-25	LWV1-C63-25
Plastic/Hot	–	LWV1-A34-25	LWV1-B34-25	LWV1-C34-25
	•	LWV1-A64-25	LWV1-B64-25	LWV1-C64-25

## Deck Mounted, Straight Pattern Three Water Valve Assembly

- Solid brass turret with three outlets
- Solid brass straight valve body
- Polished chrome plated finish
- 2-1/2" vandal proof cross handle
- 3/8" - 18 NPT male thread shank assembly



### 30° Nozzle

Handle/Index	Vacuum Breaker	Compression Cartridge	Ceramic Cartridge	Control-A-Flow Cartridge
Metal/Cold	–	LWV1-A21-30	LWV1-B21-30	LWV1-C21-30
	•	LWV1-A51-30	LWV1-B51-30	LWV1-C51-30
Metal/Hot	–	LWV1-A22-30	LWV1-B22-30	LWV1-C22-30
	•	LWV1-A52-30	LWV1-B52-30	LWV1-C52-30
Plastic/Cold	–	LWV1-A23-30	LWV1-B23-30	LWV1-C23-30
	•	LWV1-A53-30	LWV1-B53-30	LWV1-C53-30
Plastic/Hot	–	LWV1-A24-30	LWV1-B24-30	LWV1-C24-30
	•	LWV1-A54-30	LWV1-B54-30	LWV1-C54-30

### Straight Nozzle

Handle/Index	Vacuum Breaker	Compression Cartridge	Ceramic Cartridge	Control-A-Flow Cartridge
Metal/Cold	–	<b>LWV1-A11-30</b>	LWV1-B11-30	LWV1-C11-30
	•	LWV1-A41-30	LWV1-B41-30	LWV1-C41-30
Metal/Hot	–	LWV1-A12-30	LWV1-B12-30	LWV1-C12-30
	•	LWV1-A42-30	LWV1-B42-30	LWV1-C42-30
Plastic/Cold	–	LWV1-A13-30	LWV1-B13-30	LWV1-C13-30
	•	LWV1-A43-30	LWV1-B43-30	LWV1-C43-30
Plastic/Hot	–	LWV1-A14-30	LWV1-B14-30	LWV1-C14-30
	•	LWV1-A44-30	LWV1-B44-30	LWV1-C44-30

### Straight Nozzle With Aspirator

Handle/Index	Vacuum Breaker	Compression Cartridge	Ceramic Cartridge	Control-A-Flow Cartridge
Metal/Cold	–	LWV1-A31-30	LWV1-B31-30	LWV1-C31-30
	•	LWV1-A61-30	LWV1-B61-30	LWV1-C61-30
Metal/Hot	–	LWV1-A32-30	LWV1-B32-30	LWV1-C32-30
	•	LWV1-A62-30	LWV1-B62-30	LWV1-C62-30
Plastic/Cold	–	LWV1-A33-30	LWV1-B33-30	LWV1-C33-30
	•	LWV1-A63-30	LWV1-B63-30	LWV1-C63-30
Plastic/Hot	–	LWV1-A34-30	LWV1-B34-30	LWV1-C34-30
	•	LWV1-A64-30	LWV1-B64-30	LWV1-C64-30

## Deck Mounted, Straight Pattern Four Water Valve Assembly

- Solid brass turret with four outlets
- Solid brass straight valve body
- Polished chrome plated finish
- 2-1/2" vandal proof cross handle
- 3/8" - 18 NPT male thread shank assembly



### 30° Nozzle

Handle/Index	Vacuum Breaker	Compression Cartridge	Ceramic Cartridge	Control-A-Flow Cartridge
Metal/Cold	–	LWV1-A21-40	LWV1-B21-40	LWV1-C21-40
	•	LWV1-A51-40	LWV1-B51-40	LWV1-C51-40
Metal/Hot	–	LWV1-A22-40	LWV1-B22-40	LWV1-C22-40
	•	LWV1-A52-40	LWV1-B52-40	LWV1-C52-40
Plastic/Cold	–	LWV1-A23-40	LWV1-B23-40	LWV1-C23-40
	•	LWV1-A53-40	LWV1-B53-40	LWV1-C53-40
Plastic/Hot	–	LWV1-A24-40	LWV1-B24-40	LWV1-C24-40
	•	LWV1-A54-40	LWV1-B54-40	LWV1-C54-40

### Straight Nozzle

Handle/Index	Vacuum Breaker	Compression Cartridge	Ceramic Cartridge	Control-A-Flow Cartridge
Metal/Cold	–	<b>LWV1-A11-40</b>	LWV1-B11-40	LWV1-C11-40
	•	LWV1-A41-40	LWV1-B41-40	LWV1-C41-40
Metal/Hot	–	LWV1-A12-40	LWV1-B12-40	LWV1-C12-40
	•	LWV1-A42-40	LWV1-B42-40	LWV1-C42-40
Plastic/Cold	–	LWV1-A13-40	LWV1-B13-40	LWV1-C13-40
	•	LWV1-A43-40	LWV1-B43-40	LWV1-C43-40
Plastic/Hot	–	LWV1-A14-40	LWV1-B14-40	LWV1-C14-40
	•	LWV1-A44-40	LWV1-B44-40	LWV1-C44-40

### Straight Nozzle With Aspirator

Handle/Index	Vacuum Breaker	Compression Cartridge	Ceramic Cartridge	Control-A-Flow Cartridge
Metal/Cold	–	LWV1-A31-40	LWV1-B31-40	LWV1-C31-40
	•	LWV1-A61-40	LWV1-B61-40	LWV1-C61-40
Metal/Hot	–	LWV1-A32-40	LWV1-B32-40	LWV1-C32-40
	•	LWV1-A62-40	LWV1-B62-40	LWV1-C62-40
Plastic/Cold	–	LWV1-A33-40	LWV1-B33-40	LWV1-C33-40
	•	LWV1-A63-40	LWV1-B63-40	LWV1-C63-40
Plastic/Hot	–	LWV1-A34-40	LWV1-B34-40	LWV1-C34-40
	•	LWV1-A64-40	LWV1-B64-40	LWV1-C64-40

## Wall Mounted, Straight Pattern Single Water Valve Assembly Less Shank

- Solid brass straight valve body
- Wall flange
- Polished chrome plated finish
- 2-1/2" vandal proof cross handle
- 3/8" - 18 NPT female thread inlet



### 30° Nozzle

Handle/Index	Vacuum Breaker	Compression Cartridge	Ceramic Cartridge	Control-A-Flow Cartridge
Metal/Cold	–	LWW1-A21-50	LWW1-B21-50	LWW1-C21-50
	•	LWW1-A51-50	LWW1-B51-50	LWW1-C51-50
Metal/Hot	–	LWW1-A22-50	LWW1-B22-50	LWW1-C22-50
	•	LWW1-A52-50	LWW1-B52-50	LWW1-C52-50
Plastic/Cold	–	LWW1-A23-50	LWW1-B23-50	LWW1-C23-50
	•	LWW1-A53-50	LWW1-B53-50	LWW1-C53-50
Plastic/Hot	–	LWW1-A24-50	LWW1-B24-50	LWW1-C24-50
	•	LWW1-A54-50	LWW1-B54-50	LWW1-C54-50

## Wall Mounted, Straight Pattern Single Water Valve Assembly With Shank

- Solid brass straight valve body
- Wall flange
- Forged brass straight valve body
- Polished chrome plated finish
- 2-1/2" vandal proof cross handle
- 3/8" - 18 NPT male thread shank assembly



### 30° Nozzle

Handle/Index	Vacuum Breaker	Compression Cartridge	Ceramic Cartridge	Control-A-Flow Cartridge
Metal/Cold	–	<b>LWW1-A21-55</b>	LWW1-B21-55	LWW1-C21-55
	•	LWW1-A51-55	LWW1-B51-55	LWW1-C51-55
Metal/Hot	–	LWW1-A22-55	LWW1-B22-55	LWW1-C22-55
	•	LWW1-A52-55	LWW1-B52-55	LWW1-C52-55
Plastic/Cold	–	LWW1-A23-55	LWW1-B23-55	LWW1-C23-55
	•	LWW1-A53-55	LWW1-B53-55	LWW1-C53-55
Plastic/Hot	–	LWW1-A24-55	LWW1-B24-55	LWW1-C24-55
	•	LWW1-A54-55	LWW1-B54-55	LWW1-C54-55

### Straight Nozzle

Handle/Index	Vacuum Breaker	Compression Cartridge	Ceramic Cartridge	Control-A-Flow Cartridge
Metal/Cold	–	LWW1-A11-50	LWW1-B11-50	LWW1-C11-50
	•	<b>LWW1-A41-50</b>	LWW1-B41-50	LWW1-C41-50
Metal/Hot	–	LWW1-A12-50	LWW1-B12-50	LWW1-C12-50
	•	LWW1-A42-50	LWW1-B42-50	LWW1-C42-50
Plastic/Cold	–	LWW1-A13-50	LWW1-B13-50	LWW1-C13-50
	•	LWW1-A43-50	LWW1-B43-50	LWW1-C43-50
Plastic/Hot	–	LWW1-A14-50	LWW1-B14-50	LWW1-C14-50
	•	LWW1-A44-50	LWW1-B44-50	LWW1-C44-50

### Straight Nozzle With Aspirator

Handle/Index	Vacuum Breaker	Compression Cartridge	Ceramic Cartridge	Control-A-Flow Cartridge
Metal/Cold	–	LWW1-A31-50	LWW1-B31-50	LWW1-C31-50
	•	LWW1-A61-50	LWW1-B61-50	LWW1-C61-50
Metal/Hot	–	LWW1-A32-50	LWW1-B32-50	LWW1-C32-50
	•	LWW1-A62-50	LWW1-B62-50	LWW1-C62-50
Plastic/Cold	–	LWW1-A33-50	LWW1-B33-50	LWW1-C33-50
	•	LWW1-A63-50	LWW1-B63-50	LWW1-C63-50
Plastic/Hot	–	LWW1-A34-50	LWW1-B34-50	LWW1-C34-50
	•	LWW1-A64-50	LWW1-B64-50	LWW1-C64-50

### Straight Nozzle

Handle/Index	Vacuum Breaker	Compression Cartridge	Ceramic Cartridge	Control-A-Flow Cartridge
Metal/Cold	–	LWW1-A11-55	LWW1-B11-55	LWW1-C11-55
	•	LWW1-A41-55	LWW1-B41-55	LWW1-C41-55
Metal/Hot	–	LWW1-A12-55	LWW1-B12-55	LWW1-C12-55
	•	LWW1-A42-55	LWW1-B42-55	LWW1-C42-55
Plastic/Cold	–	LWW1-A13-55	LWW1-B13-55	LWW1-C13-55
	•	LWW1-A43-55	LWW1-B43-55	LWW1-C43-55
Plastic/Hot	–	LWW1-A14-55	LWW1-B14-55	LWW1-C14-55
	•	LWW1-A44-55	LWW1-B44-55	LWW1-C44-55

### Straight Nozzle With Aspirator

Handle/Index	Vacuum Breaker	Compression Cartridge	Ceramic Cartridge	Control-A-Flow Cartridge
Metal/Cold	–	LWW1-A31-55	LWW1-B31-55	LWW1-C31-55
	•	LWW1-A61-55	LWW1-B61-55	LWW1-C61-55
Metal/Hot	–	LWW1-A32-55	LWW1-B32-55	LWW1-C32-55
	•	LWW1-A62-55	LWW1-B62-55	LWW1-C62-55
Plastic/Cold	–	LWW1-A33-55	LWW1-B33-55	LWW1-C33-55
	•	LWW1-A63-55	LWW1-B63-55	LWW1-C63-55
Plastic/Hot	–	LWW1-A34-55	LWW1-B34-55	LWW1-C34-55
	•	LWW1-A64-55	LWW1-B64-55	LWW1-C64-55

## Wall Mounted, Straight Pattern Dual 90° Water Valve Assembly Less Shank

- Solid brass straight valve body
- “Y” pattern wall flange with two valves
- Polished chrome plated finish
- 2-1/2” vandal proof cross handle
- 3/8” - 18 NPT female thread inlet



### 30° Nozzle

Handle/Index	Vacuum Breaker	Compression Cartridge	Ceramic Cartridge	Control-A-Flow Cartridge
Metal/Cold	–	LWV1-A21-60	LWV1-B21-60	LWV1-C21-60
	•	LWV1-A51-60	LWV1-B51-60	LWV1-C51-60
Metal/Hot	–	LWV1-A22-60	LWV1-B22-60	LWV1-C22-60
	•	LWV1-A52-60	LWV1-B52-60	LWV1-C52-60
Plastic/Cold	–	LWV1-A23-60	LWV1-B23-60	LWV1-C23-60
	•	LWV1-A53-60	LWV1-B53-60	LWV1-C53-60
Plastic/Hot	–	LWV1-A24-60	LWV1-B24-60	LWV1-C24-60
	•	LWV1-A54-60	LWV1-B54-60	LWV1-C54-60

### Straight Nozzle

Handle/Index	Vacuum Breaker	Compression Cartridge	Ceramic Cartridge	Control-A-Flow Cartridge
Metal/Cold	–	LWV1-A11-60	LWV1-B11-60	LWV1-C11-60
	•	LWV1-A41-60	LWV1-B41-60	LWV1-C41-60
Metal/Hot	–	LWV1-A12-60	LWV1-B12-60	LWV1-C12-60
	•	LWV1-A42-60	LWV1-B42-60	LWV1-C42-60
Plastic/Cold	–	LWV1-A13-60	LWV1-B13-60	LWV1-C13-60
	•	LWV1-A43-60	LWV1-B43-60	LWV1-C43-60
Plastic/Hot	–	<b>LWV1-A14-60</b>	LWV1-B14-60	LWV1-C14-60
	•	LWV1-A44-60	LWV1-B44-60	LWV1-C44-60

### Straight Nozzle With Aspirator

Handle/Index	Vacuum Breaker	Compression Cartridge	Ceramic Cartridge	Control-A-Flow Cartridge
Metal/Cold	–	LWV1-A31-60	LWV1-B31-60	LWV1-C31-60
	•	LWV1-A61-60	LWV1-B61-60	LWV1-C61-60
Metal/Hot	–	LWV1-A32-60	LWV1-B32-60	LWV1-C32-60
	•	LWV1-A62-60	LWV1-B62-60	LWV1-C62-60
Plastic/Cold	–	LWV1-A33-60	LWV1-B33-60	LWV1-C33-60
	•	LWV1-A63-60	LWV1-B63-60	LWV1-C63-60
Plastic/Hot	–	LWV1-A34-60	LWV1-B34-60	LWV1-C34-60
	•	LWV1-A64-60	LWV1-B64-60	LWV1-C64-60

## Wall Mounted, Straight Pattern Dual 90° Water Valve Assembly With Shank

- “Y” pattern wall flange with two valves
- Solid brass straight valve body
- Polished chrome plated finish
- 2-1/2” vandal proof cross handle
- 3/8” - 18 NPT male thread shank assembly



### 30° Nozzle

Handle/Index	Vacuum Breaker	Compression Cartridge	Ceramic Cartridge	Control-A-Flow Cartridge
Metal/Cold	–	LWV1-A21-65	LWV1-B21-65	LWV1-C21-65
	•	LWV1-A51-65	LWV1-B51-65	LWV1-C51-65
Metal/Hot	–	LWV1-A22-65	LWV1-B22-65	LWV1-C22-65
	•	LWV1-A52-65	LWV1-B52-65	LWV1-C52-65
Plastic/Cold	–	LWV1-A23-65	LWV1-B23-65	LWV1-C23-65
	•	LWV1-A53-65	LWV1-B53-65	LWV1-C53-65
Plastic/Hot	–	LWV1-A24-65	LWV1-B24-65	LWV1-C24-65
	•	LWV1-A54-65	LWV1-B54-65	LWV1-C54-65

### Straight Nozzle

Handle/Index	Vacuum Breaker	Compression Cartridge	Ceramic Cartridge	Control-A-Flow Cartridge
Metal/Cold	–	<b>LWV1-A11-65</b>	LWV1-B11-65	LWV1-C11-65
	•	LWV1-A41-65	LWV1-B41-65	LWV1-C41-65
Metal/Hot	–	LWV1-A12-65	LWV1-B12-65	LWV1-C12-65
	•	LWV1-A42-65	LWV1-B42-65	LWV1-C42-65
Plastic/Cold	–	LWV1-A13-65	LWV1-B13-65	LWV1-C13-65
	•	LWV1-A43-65	LWV1-B43-65	LWV1-C43-65
Plastic/Hot	–	LWV1-A14-65	LWV1-B14-65	LWV1-C14-65
	•	LWV1-A44-65	LWV1-B44-65	LWV1-C44-65

### Straight Nozzle With Aspirator

Handle/Index	Vacuum Breaker	Compression Cartridge	Ceramic Cartridge	Control-A-Flow Cartridge
Metal/Cold	–	LWV1-A31-65	LWV1-B31-65	LWV1-C31-65
	•	LWV1-A61-65	LWV1-B61-65	LWV1-C61-65
Metal/Hot	–	LWV1-A32-65	LWV1-B32-65	LWV1-C32-65
	•	LWV1-A62-65	LWV1-B62-65	LWV1-C62-65
Plastic/Cold	–	LWV1-A33-65	LWV1-B33-65	LWV1-C33-65
	•	LWV1-A63-65	LWV1-B63-65	LWV1-C63-65
Plastic/Hot	–	LWV1-A34-65	LWV1-B34-65	LWV1-C34-65
	•	LWV1-A64-65	LWV1-B64-65	LWV1-C64-65

## Angle Pattern Water Valve

- Solid brass angle valve body
- Polished chrome plated finish
- 2-1/2" vandal proof cross handle
- 3/8" - 18 NPT female thread inlet



### 30° Nozzle

Handle/ Index	Vacuum Breaker	Compression Cartridge	Ceramic Cartridge	Control-A-Flow Cartridge
Metal/Cold	–	LWW2-A21	LWW2-B21	LWW2-C21
	•	LWW2-A51	LWW2-B51	LWW2-C51
Metal/Hot	–	LWW2-A22	LWW2-B22	LWW2-C22
	•	LWW2-A52	LWW2-B52	LWW2-C52
Plastic/Cold	–	LWW2-A23	LWW2-B23	LWW2-C23
	•	LWW2-A53	LWW2-B53	LWW2-C53
Plastic/Hot	–	<b>LWW2-A24</b>	LWW2-B24	LWW2-C24
	•	LWW2-A54	LWW2-B54	LWW2-C54

### Straight Nozzle

Handle/ Index	Vacuum Breaker	Compression Cartridge	Ceramic Cartridge	Control-A-Flow Cartridge
Metal/Cold	–	LWW2-A11	LWW2-B11	LWW2-C11
	•	LWW2-A41	LWW2-B41	LWW2-C41
Metal/Hot	–	LWW2-A12	LWW2-B12	LWW2-C12
	•	LWW2-A42	LWW2-B42	LWW2-C42
Plastic/Cold	–	LWW2-A13	LWW2-B13	LWW2-C13
	•	LWW2-A43	LWW2-B43	LWW2-C43
Plastic/Hot	–	LWW2-A14	LWW2-B14	LWW2-C14
	•	LWW2-A44	LWW2-B44	LWW2-C44

### Straight Nozzle With Aspirator

Handle/ Index	Vacuum Breaker	Compression Cartridge	Ceramic Cartridge	Control-A-Flow Cartridge
Metal/Cold	–	<b>LWW2-A31</b>	LWW2-B31	LWW2-C31
	•	LWW2-A61	LWW2-B61	LWW2-C61
Metal/Hot	–	LWW2-A32	LWW2-B32	LWW2-C32
	•	LWW2-A62	LWW2-B62	LWW2-C62
Plastic/Cold	–	LWW2-A33	LWW2-B33	LWW2-C33
	•	LWW2-A63	LWW2-B63	LWW2-C63
Plastic/Hot	–	LWW2-A34	LWW2-B34	LWW2-C34
	•	LWW2-A64	LWW2-B64	LWW2-C64

## Overhead Mounted, Single Water Valve Assembly

- Solid brass turret with one outlet
- Solid brass straight valve body
- Polished chrome plated finish
- 2-1/2" vandal proof cross handle
- 3/8" - 18 NPT male thread shank assembly



### 30° Nozzle

Handle/ Index	Vacuum Breaker	Compression Cartridge	Ceramic Cartridge	Control-A-Flow Cartridge
Metal/Cold	–	LWW2-A21-10	LWW2-B21-10	LWW2-C21-10
	•	LWW2-A51-10	LWW2-B51-10	LWW2-C51-10
Metal/Hot	–	LWW2-A22-10	LWW2-B22-10	LWW2-C22-10
	•	LWW2-A52-10	LWW2-B52-10	LWW2-C52-10
Plastic/Cold	–	<b>LWW2-A23-10</b>	LWW2-B23-10	LWW2-C23-10
	•	LWW2-A53-10	LWW2-B53-10	LWW2-C53-10
Plastic/Hot	–	LWW2-A24-10	LWW2-B24-10	LWW2-C24-10
	•	LWW2-A54-10	LWW2-B54-10	LWW2-C54-10

### Straight Nozzle

Handle/ Index	Vacuum Breaker	Compression Cartridge	Ceramic Cartridge	Control-A-Flow Cartridge
Metal/Cold	–	LWW2-A11-10	LWW2-B11-10	LWW2-C11-10
	•	LWW2-A41-10	LWW2-B41-10	LWW2-C41-10
Metal/Hot	–	LWW2-A12-10	LWW2-B12-10	LWW2-C12-10
	•	LWW2-A42-10	LWW2-B42-10	LWW2-C42-10
Plastic/Cold	–	LWW2-A13-10	LWW2-B13-10	LWW2-C13-10
	•	LWW2-A43-10	LWW2-B43-10	LWW2-C43-10
Plastic/Hot	–	LWW2-A14-10	LWW2-B14-10	LWW2-C14-10
	•	LWW2-A44-10	LWW2-B44-10	LWW2-C44-10

### Straight Nozzle With Aspirator

Handle/ Index	Vacuum Breaker	Compression Cartridge	Ceramic Cartridge	Control-A-Flow Cartridge
Metal/Cold	–	LWW2-A31-10	LWW2-B31-10	LWW2-C31-10
	•	LWW2-A61-10	LWW2-B61-10	LWW2-C61-10
Metal/Hot	–	LWW2-A32-10	LWW2-B32-10	LWW2-C32-10
	•	LWW2-A62-10	LWW2-B62-10	LWW2-C62-10
Plastic/Cold	–	LWW2-A33-10	LWW2-B33-10	LWW2-C33-10
	•	LWW2-A63-10	LWW2-B63-10	LWW2-C63-10
Plastic/Hot	–	LWW2-A34-10	LWW2-B34-10	LWW2-C34-10
	•	LWW2-A64-10	LWW2-B64-10	LWW2-C64-10



## Overhead Mounted, Dual 90° Water Valve Assembly

- Solid brass turret with two 90° outlets
- Solid brass straight valve body
- Polished chrome plated finish
- 2-1/2" vandal proof cross handle
- 3/8" - 18 NPT male thread shank assembly



### 30° Nozzle

Handle/Index	Vacuum Breaker	Compression Cartridge	Ceramic Cartridge	Control-A-Flow Cartridge
Metal/Cold	–	LWV2-A21-20	LWV2-B21-20	LWV2-C21-20
	•	LWV2-A51-20	LWV2-B51-20	LWV2-C51-20
Metal/Hot	–	LWV2-A22-20	LWV2-B22-20	LWV2-C22-20
	•	LWV2-A52-20	LWV2-B52-20	LWV2-C52-20
Plastic/Cold	–	LWV2-A23-20	LWV2-B23-20	LWV2-C23-20
	•	LWV2-A53-20	LWV2-B53-20	LWV2-C53-20
Plastic/Hot	–	LWV2-A24-20	LWV2-B24-20	LWV2-C24-20
	•	LWV2-A54-20	LWV2-B54-20	LWV2-C54-20

### Straight Nozzle

Handle/Index	Vacuum Breaker	Compression Cartridge	Ceramic Cartridge	Control-A-Flow Cartridge
Metal/Cold	–	<b>LWV2-A11-20</b>	LWV2-B11-20	LWV2-C11-20
	•	LWV2-A41-20	LWV2-B41-20	LWV2-C41-20
Metal/Hot	–	LWV2-A12-20	LWV2-B12-20	LWV2-C12-20
	•	LWV2-A42-20	LWV2-B42-20	LWV2-C42-20
Plastic/Cold	–	LWV2-A13-20	LWV2-B13-20	LWV2-C13-20
	•	LWV2-A43-20	LWV2-B43-20	LWV2-C43-20
Plastic/Hot	–	LWV2-A14-20	LWV2-B14-20	LWV2-C14-20
	•	LWV2-A44-20	LWV2-B44-20	LWV2-C44-20

### Straight Nozzle With Aspirator

Handle/Index	Vacuum Breaker	Compression Cartridge	Ceramic Cartridge	Control-A-Flow Cartridge
Metal/Cold	–	LWV2-A31-20	LWV2-B31-20	LWV2-C31-20
	•	LWV2-A61-20	LWV2-B61-20	LWV2-C61-20
Metal/Hot	–	LWV2-A32-20	LWV2-B32-20	LWV2-C32-20
	•	LWV2-A62-20	LWV2-B62-20	LWV2-C62-20
Plastic/Cold	–	LWV2-A33-20	LWV2-B33-20	LWV2-C33-20
	•	LWV2-A63-20	LWV2-B63-20	LWV2-C63-20
Plastic/Hot	–	LWV2-A34-20	LWV2-B34-20	LWV2-C34-20
	•	LWV2-A64-20	LWV2-B64-20	LWV2-C64-20

## Overhead Mounted, Dual 180° Water Valve Assembly

- Solid brass turret with two 180° outlets
- Solid brass straight valve body
- Polished chrome plated finish
- 2-1/2" vandal proof cross handle
- 3/8" - 18 NPT male thread shank assembly



### 30° Nozzle

Handle/Index	Vacuum Breaker	Compression Cartridge	Ceramic Cartridge	Control-A-Flow Cartridge
Metal/Cold	–	LWV2-A21-25	LWV2-B21-25	LWV2-C21-25
	•	LWV2-A51-25	LWV2-B51-25	LWV2-C51-25
Metal/Hot	–	LWV2-A22-25	LWV2-B22-25	LWV2-C22-25
	•	LWV2-A52-25	LWV2-B52-25	LWV2-C52-25
Plastic/Cold	–	LWV2-A23-25	LWV2-B23-25	LWV2-C23-25
	•	LWV2-A53-25	LWV2-B53-25	LWV2-C53-25
Plastic/Hot	–	LWV2-A24-25	LWV2-B24-25	LWV2-C24-25
	•	LWV2-A54-25	LWV2-B54-25	LWV2-C54-25

### Straight Nozzle

Handle/Index	Vacuum Breaker	Compression Cartridge	Ceramic Cartridge	Control-A-Flow Cartridge
Metal/Cold	–	LWV2-A11-25	LWV2-B11-25	LWV2-C11-25
	•	LWV2-A41-25	LWV2-B41-25	LWV2-C41-25
Metal/Hot	–	LWV2-A12-25	LWV2-B12-25	LWV2-C12-25
	•	LWV2-A42-25	LWV2-B42-25	LWV2-C42-25
Plastic/Cold	–	<b>LWV2-A13-25</b>	LWV2-B13-25	LWV2-C13-25
	•	LWV2-A43-25	LWV2-B43-25	LWV2-C43-25
Plastic/Hot	–	LWV2-A14-25	LWV2-B14-25	LWV2-C14-25
	•	LWV2-A44-25	LWV2-B44-25	LWV2-C44-25

### Straight Nozzle With Aspirator

Handle/Index	Vacuum Breaker	Compression Cartridge	Ceramic Cartridge	Control-A-Flow Cartridge
Metal/Cold	–	LWV2-A31-25	LWV2-B31-25	LWV2-C31-25
	•	LWV2-A61-25	LWV2-B61-25	LWV2-C61-25
Metal/Hot	–	LWV2-A32-25	LWV2-B32-25	LWV2-C32-25
	•	LWV2-A62-25	LWV2-B62-25	LWV2-C62-25
Plastic/Cold	–	LWV2-A33-25	LWV2-B33-25	LWV2-C33-25
	•	LWV2-A63-25	LWV2-B63-25	LWV2-C63-25
Plastic/Hot	–	LWV2-A34-25	LWV2-B34-25	LWV2-C34-25
	•	LWV2-A64-25	LWV2-B64-25	LWV2-C64-25

### Overhead Mounted, Three Water Valve Assembly

- Solid brass turret with three outlets
- Solid brass angled valve body
- Polished chrome plated finish
- 2-1/2" vandal proof cross handle
- 3/8" - 18 NPT male thread shank assembly




30° Nozzle

Handle/Index	Vacuum Breaker	Compression Cartridge	Ceramic Cartridge	Control-A-Flow Cartridge
Metal/Cold	–	LWW2-A21-30	LWW2-B21-30	LWW2-C21-30
	•	LWW2-A51-30	LWW2-B51-30	LWW2-C51-30
Metal/Hot	–	LWW2-A22-30	LWW2-B22-30	LWW2-C22-30
	•	LWW2-A52-30	LWW2-B52-30	LWW2-C52-30
Plastic/Cold	–	LWW2-A23-30	LWW2-B23-30	LWW2-C23-30
	•	LWW2-A53-30	LWW2-B53-30	LWW2-C53-30
Plastic/Hot	–	LWW2-A24-30	LWW2-B24-30	LWW2-C24-30
	•	LWW2-A54-30	LWW2-B54-30	LWW2-C54-30

### Overhead Mounted, Four Water Valve Assembly

- Solid brass turret with four outlets
- Solid brass angled valve body
- Polished chrome plated finish
- 2-1/2" vandal proof cross handle
- 3/8" - 18 NPT male thread shank assembly



30° Nozzle

Handle/Index	Vacuum Breaker	Compression Cartridge	Ceramic Cartridge	Control-A-Flow Cartridge
Metal/Cold	–	LWW2-A21-40	LWW2-B21-40	LWW2-C21-40
	•	LWW2-A51-40	LWW2-B51-40	LWW2-C51-40
Metal/Hot	–	LWW2-A22-40	LWW2-B22-40	LWW2-C22-40
	•	LWW2-A52-40	LWW2-B52-40	LWW2-C52-40
Plastic/Cold	–	LWW2-A23-40	LWW2-B23-40	LWW2-C23-40
	•	LWW2-A53-40	LWW2-B53-40	LWW2-C53-40
Plastic/Hot	–	LWW2-A24-40	LWW2-B24-40	LWW2-C24-40
	•	LWW2-A54-40	LWW2-B54-40	LWW2-C54-40

Straight Nozzle

Handle/Index	Vacuum Breaker	Compression Cartridge	Ceramic Cartridge	Control-A-Flow Cartridge
Metal/Cold	–	LWW2-A11-30	LWW2-B11-30	LWW2-C11-30
	•	LWW2-A41-30	LWW2-B41-30	LWW2-C41-30
Metal/Hot	–	LWW2-A12-30	LWW2-B12-30	LWW2-C12-30
	•	<b>LWW2-A42-30</b>	LWW2-B42-30	LWW2-C42-30
Plastic/Cold	–	LWW2-A13-30	LWW2-B13-30	LWW2-C13-30
	•	LWW2-A43-30	LWW2-B43-30	LWW2-C43-30
Plastic/Hot	–	LWW2-A14-30	LWW2-B14-30	LWW2-C14-30
	•	LWW2-A44-30	LWW2-B44-30	LWW2-C44-30

Straight Nozzle With Aspirator

Handle/Index	Vacuum Breaker	Compression Cartridge	Ceramic Cartridge	Control-A-Flow Cartridge
Metal/Cold	–	LWW2-A31-30	LWW2-B31-30	LWW2-C31-30
	•	LWW2-A61-30	LWW2-B61-30	LWW2-C61-30
Metal/Hot	–	LWW2-A32-30	LWW2-B32-30	LWW2-C32-30
	•	LWW2-A62-30	LWW2-B62-30	LWW2-C62-30
Plastic/Cold	–	LWW2-A33-30	LWW2-B33-30	LWW2-C33-30
	•	LWW2-A63-30	LWW2-B63-30	LWW2-C63-30
Plastic/Hot	–	LWW2-A34-30	LWW2-B34-30	LWW2-C34-30
	•	LWW2-A64-30	LWW2-B64-30	LWW2-C64-30

Straight Nozzle

Handle/Index	Vacuum Breaker	Compression Cartridge	Ceramic Cartridge	Control-A-Flow Cartridge
Metal/Cold	–	<b>LWW2-A11-40</b>	LWW2-B11-40	LWW2-C11-40
	•	LWW2-A41-40	LWW2-B41-40	LWW2-C41-40
Metal/Hot	–	LWW2-A12-40	LWW2-B12-40	LWW2-C12-40
	•	LWW2-A42-40	LWW2-B42-40	LWW2-C42-40
Plastic/Cold	–	LWW2-A13-40	LWW2-B13-40	LWW2-C13-40
	•	LWW2-A43-40	LWW2-B43-40	LWW2-C43-40
Plastic/Hot	–	LWW2-A14-40	LWW2-B14-40	LWW2-C14-40
	•	LWW2-A44-40	LWW2-B44-40	LWW2-C44-40

Straight Nozzle With Aspirator

Handle/Index	Vacuum Breaker	Compression Cartridge	Ceramic Cartridge	Control-A-Flow Cartridge
Metal/Cold	–	LWW2-A31-40	LWW2-B31-40	LWW2-C31-40
	•	LWW2-A61-40	LWW2-B61-40	LWW2-C61-40
Metal/Hot	–	LWW2-A32-40	LWW2-B32-40	LWW2-C32-40
	•	LWW2-A62-40	LWW2-B62-40	LWW2-C62-40
Plastic/Cold	–	LWW2-A33-40	LWW2-B33-40	LWW2-C33-40
	•	LWW2-A63-40	LWW2-B63-40	LWW2-C63-40
Plastic/Hot	–	LWW2-A34-40	LWW2-B34-40	LWW2-C34-40
	•	LWW2-A64-40	LWW2-B64-40	LWW2-C64-40

## Overhead Mounted, Angle Pattern Single Water Valve Assembly Less Shank

- Solid brass angled valve body
- Wall flange
- Polished chrome plated finish
- 2-1/2" vandal proof cross handle
- 3/8" - 18 NPT female thread inlet



### 30° Nozzle

Handle/Index	Vacuum Breaker	Compression Cartridge	Ceramic Cartridge	Control-A-Flow Cartridge
Metal/Cold	–	LWW2-A21-50	LWW2-B21-50	LWW2-C21-50
	•	LWW2-A51-50	LWW2-B51-50	LWW2-C51-50
Metal/Hot	–	LWW2-A22-50	LWW2-B22-50	LWW2-C22-50
	•	LWW2-A52-50	LWW2-B52-50	LWW2-C52-50
Plastic/Cold	–	LWW2-A23-50	LWW2-B23-50	LWW2-C23-50
	•	LWW2-A53-50	LWW2-B53-50	LWW2-C53-50
Plastic/Hot	–	LWW2-A24-50	LWW2-B24-50	LWW2-C24-50
	•	LWW2-A54-50	LWW2-B54-50	LWW2-C54-50

## Overhead Mounted, Angle Pattern Single Water Valve Assembly With Shank

- Wall flange
- Solid brass angled valve body
- Polished chrome plated finish
- 2-1/2" vandal proof cross handle
- 3/8" - 18 NPT male thread shank assembly



### 30° Nozzle

Handle/Index	Vacuum Breaker	Compression Cartridge	Ceramic Cartridge	Control-A-Flow Cartridge
Metal/Cold	–	LWW2-A21-55	LWW2-B21-55	LWW2-C21-55
	•	LWW2-A51-55	LWW2-B51-55	LWW2-C51-55
Metal/Hot	–	LWW2-A22-55	LWW2-B22-55	LWW2-C22-55
	•	LWW2-A52-55	LWW2-B52-55	LWW2-C52-55
Plastic/Cold	–	LWW2-A23-55	<b>LWW2-B23-55</b>	LWW2-C23-55
	•	LWW2-A53-55	LWW2-B53-55	LWW2-C53-55
Plastic/Hot	–	LWW2-A24-55	LWW2-B24-55	LWW2-C24-55
	•	LWW2-A54-55	LWW2-B54-55	LWW2-C54-55

### Straight Nozzle

Handle/Index	Vacuum Breaker	Compression Cartridge	Ceramic Cartridge	Control-A-Flow Cartridge
Metal/Cold	–	LWW2-A11-50	LWW2-B11-50	LWW2-C11-50
	•	LWW2-A41-50	LWW2-B41-50	LWW2-C41-50
Metal/Hot	–	LWW2-A12-50	LWW2-B12-50	LWW2-C12-50
	•	<b>LWW2-A42-50</b>	LWW2-B42-50	LWW2-C42-50
Plastic/Cold	–	LWW2-A13-50	LWW2-B13-50	LWW2-C13-50
	•	LWW2-A43-50	LWW2-B43-50	LWW2-C43-50
Plastic/Hot	–	LWW2-A14-50	LWW2-B14-50	LWW2-C14-50
	•	LWW2-A44-50	LWW2-B44-50	LWW2-C44-50

### Straight Nozzle With Aspirator

Handle/Index	Vacuum Breaker	Compression Cartridge	Ceramic Cartridge	Control-A-Flow Cartridge
Metal/Cold	–	LWW2-A31-50	LWW2-B31-50	LWW2-C31-50
	•	LWW2-A61-50	LWW2-B61-50	LWW2-C61-50
Metal/Hot	–	LWW2-A32-50	LWW2-B32-50	LWW2-C32-50
	•	LWW2-A62-50	LWW2-B62-50	LWW2-C62-50
Plastic/Cold	–	LWW2-A33-50	LWW2-B33-50	LWW2-C33-50
	•	LWW2-A63-50	LWW2-B63-50	LWW2-C63-50
Plastic/Hot	–	LWW2-A34-50	LWW2-B34-50	LWW2-C34-50
	•	LWW2-A64-50	LWW2-B64-50	LWW2-C64-50

### Straight Nozzle

Handle/Index	Vacuum Breaker	Compression Cartridge	Ceramic Cartridge	Control-A-Flow Cartridge
Metal/Cold	–	LWW2-A11-55	LWW2-B11-55	LWW2-C11-55
	•	LWW2-A41-55	LWW2-B41-55	LWW2-C41-55
Metal/Hot	–	LWW2-A12-55	LWW2-B12-55	LWW2-C12-55
	•	LWW2-A42-55	LWW2-B42-55	LWW2-C42-55
Plastic/Cold	–	LWW2-A13-55	LWW2-B13-55	LWW2-C13-55
	•	LWW2-A43-55	LWW2-B43-55	LWW2-C43-55
Plastic/Hot	–	LWW2-A14-55	LWW2-B14-55	LWW2-C14-55
	•	LWW2-A44-55	LWW2-B44-55	LWW2-C44-55

### Straight Nozzle With Aspirator

Handle/Index	Vacuum Breaker	Compression Cartridge	Ceramic Cartridge	Control-A-Flow Cartridge
Metal/Cold	–	LWW2-A31-55	LWW2-B31-55	LWW2-C31-55
	•	LWW2-A61-55	LWW2-B61-55	LWW2-C61-55
Metal/Hot	–	LWW2-A32-55	LWW2-B32-55	LWW2-C32-55
	•	LWW2-A62-55	LWW2-B62-55	LWW2-C62-55
Plastic/Cold	–	LWW2-A33-55	LWW2-B33-55	LWW2-C33-55
	•	LWW2-A63-55	LWW2-B63-55	LWW2-C63-55
Plastic/Hot	–	LWW2-A34-55	LWW2-B34-55	LWW2-C34-55
	•	LWW2-A64-55	LWW2-B64-55	LWW2-C64-55

### Overhead Mounted, Angle Pattern Dual 90° Water Valve Assembly Less Shank

- Solid brass angled valve body
- “Y” pattern wall flange with two valves
- Polished chrome plated finish
- 2-1/2” vandal proof cross handle
- 3/8” - 18 NPT female thread inlet



#### 30° Nozzle

Handle/Index	Vacuum Breaker	Compression Cartridge	Ceramic Cartridge	Control-A-Flow Cartridge
Metal/Cold	–	LWW2-A21-60	LWW2-B21-60	LWW2-C21-60
	•	LWW2-A51-60	LWW2-B51-60	LWW2-C51-60
Metal/Hot	–	LWW2-A22-60	LWW2-B22-60	LWW2-C22-60
	•	LWW2-A52-60	LWW2-B52-60	LWW2-C52-60
Plastic/Cold	–	LWW2-A23-60	LWW2-B23-60	LWW2-C23-60
	•	LWW2-A53-60	LWW2-B53-60	LWW2-C53-60
Plastic/Hot	–	LWW2-A24-60	LWW2-B24-60	LWW2-C24-60
	•	LWW2-A54-60	LWW2-B54-60	LWW2-C54-60

#### Straight Nozzle

Handle/Index	Vacuum Breaker	Compression Cartridge	Ceramic Cartridge	Control-A-Flow Cartridge
Metal/Cold	–	LWW2-A11-60	LWW2-B11-60	LWW2-C11-60
	•	LWW2-A41-60	LWW2-B41-60	LWW2-C41-60
Metal/Hot	–	LWW2-A12-60	LWW2-B12-60	LWW2-C12-60
	•	LWW2-A42-60	LWW2-B42-60	LWW2-C42-60
Plastic/Cold	–	LWW2-A13-60	LWW2-B13-60	LWW2-C13-60
	•	LWW2-A43-60	LWW2-B43-60	LWW2-C43-60
Plastic/Hot	–	<b>LWW2-A14-60</b>	LWW2-B14-60	LWW2-C14-60
	•	LWW2-A44-60	LWW2-B44-60	LWW2-C44-60

#### Straight Nozzle With Aspirator

Handle/Index	Vacuum Breaker	Compression Cartridge	Ceramic Cartridge	Control-A-Flow Cartridge
Metal/Cold	–	LWW2-A31-60	LWW2-B31-60	LWW2-C31-60
	•	LWW2-A61-60	LWW2-B61-60	LWW2-C61-60
Metal/Hot	–	LWW2-A32-60	LWW2-B32-60	LWW2-C32-60
	•	LWW2-A62-60	LWW2-B62-60	LWW2-C62-60
Plastic/Cold	–	LWW2-A33-60	LWW2-B33-60	LWW2-C33-60
	•	LWW2-A63-60	LWW2-B63-60	LWW2-C63-60
Plastic/Hot	–	LWW2-A34-60	LWW2-B34-60	LWW2-C34-60
	•	LWW2-A64-60	LWW2-B64-60	LWW2-C64-60

### Overhead Mounted, Angle Pattern Dual 90° Water Valve Assembly With Shank

- “Y” pattern wall flange with two valves
- Solid brass straight valve body
- Polished chrome plated finish
- 2-1/2” vandal proof cross handle
- 3/8” - 18 NPT male thread shank assembly



#### 30° Nozzle

Handle/Index	Vacuum Breaker	Compression Cartridge	Ceramic Cartridge	Control-A-Flow Cartridge
Metal/Cold	–	LWW2-A21-65	LWW2-B21-65	LWW2-C21-65
	•	LWW2-A51-65	LWW2-B51-65	LWW2-C51-65
Metal/Hot	–	LWW2-A22-65	LWW2-B22-65	LWW2-C22-65
	•	LWW2-A52-65	LWW2-B52-65	LWW2-C52-65
Plastic/Cold	–	LWW2-A23-65	LWW2-B23-65	LWW2-C23-65
	•	LWW2-A53-65	LWW2-B53-65	LWW2-C53-65
Plastic/Hot	–	LWW2-A24-65	LWW2-B24-65	LWW2-C24-65
	•	LWW2-A54-65	LWW2-B54-65	LWW2-C54-65

#### Straight Nozzle

Handle/Index	Vacuum Breaker	Compression Cartridge	Ceramic Cartridge	Control-A-Flow Cartridge
Metal/Cold	–	<b>LWW2-A11-65</b>	LWW2-B11-65	LWW2-C11-65
	•	LWW2-A41-65	LWW2-B41-65	LWW2-C41-65
Metal/Hot	–	LWW2-A12-65	LWW2-B12-65	LWW2-C12-65
	•	LWW2-A42-65	LWW2-B42-65	LWW2-C42-65
Plastic/Cold	–	LWW2-A13-65	LWW2-B13-65	LWW2-C13-65
	•	LWW2-A43-65	LWW2-B43-65	LWW2-C43-65
Plastic/Hot	–	LWW2-A14-65	LWW2-B14-65	LWW2-C14-65
	•	LWW2-A44-65	LWW2-B44-65	LWW2-C44-65

#### Straight Nozzle With Aspirator

Handle/Index	Vacuum Breaker	Compression Cartridge	Ceramic Cartridge	Control-A-Flow Cartridge
Metal/Cold	–	LWW2-A31-65	LWW2-B31-65	LWW2-C31-65
	•	LWW2-A61-65	LWW2-B61-65	LWW2-C61-65
Metal/Hot	–	LWW2-A32-65	LWW2-B32-65	LWW2-C32-65
	•	LWW2-A62-65	LWW2-B62-65	LWW2-C62-65
Plastic/Cold	–	LWW2-A33-65	LWW2-B33-65	LWW2-C33-65
	•	LWW2-A63-65	LWW2-B63-65	LWW2-C63-65
Plastic/Hot	–	LWW2-A34-65	LWW2-B34-65	LWW2-C34-65
	•	LWW2-A64-65	LWW2-B64-65	LWW2-C64-65

## Hose Bibb Water Valve Less Shank

- Solid brass straight valve body
- Polished chrome plated finish
- 2-1/2" vandal proof cross handle
- 3/8" - 18 NPT female thread inlet



### 30° Nozzle

Handle/Index	Vacuum Breaker	Compression Cartridge	Ceramic Cartridge	Control-A-Flow Cartridge
Metal/Cold	–	LWW3-A21	LWW3-B21	LWW3-C21
	•	LWW3-A51	LWW3-B51	LWW3-C51
Metal/Hot	–	LWW3-A22	LWW3-B22	LWW3-C22
	•	LWW3-A52	LWW3-B52	LWW3-C52
Plastic/Cold	–	LWW3-A23	LWW3-B23	LWW3-C23
	•	LWW3-A53	LWW3-B53	LWW3-C53
Plastic/Hot	–	LWW3-A24	LWW3-B24	LWW3-C24
	•	LWW3-A44	LWW3-B44	LWW3-C44

## Hose Bibb Water Valve With Shank

- Solid brass straight valve body
- Polished chrome plated finish
- 2-1/2" vandal proof cross handle
- 3/8" - 18 NPT male thread shank assembly



### 30° Nozzle

Handle/Index	Vacuum Breaker	Compression Cartridge	Ceramic Cartridge	Control-A-Flow Cartridge
Metal/Cold	–	LWW4-A21	LWW4-B21	LWW4-C21
	•	LWW4-A51	LWW4-B51	LWW4-C51
Metal/Hot	–	<b>LWW4-A22</b>	LWW4-B22	LWW4-C22
	•	LWW4-A52	LWW4-B52	LWW4-C52
Plastic/Cold	–	LWW4-A23	LWW4-B23	LWW4-C23
	•	LWW4-A53	LWW4-B53	LWW4-C53
Plastic/Hot	–	LWW4-A24	LWW4-B24	LWW4-C24
	•	LWW4-A54	LWW4-B54	LWW4-C54

### Straight Nozzle

Handle/Index	Vacuum Breaker	Compression Cartridge	Ceramic Cartridge	Control-A-Flow Cartridge
Metal/Cold	–	LWW3-A11	LWW3-B11	LWW3-C11
	•	LWW3-A41	LWW3-B41	LWW3-C41
Metal/Hot	–	LWW3-A12	LWW3-B12	LWW3-C12
	•	LWW3-A42	LWW3-B42	LWW3-C42
Plastic/Cold	–	<b>LWW3-A13</b>	LWW3-B13	LWW3-C13
	•	LWW3-A43	LWW3-B43	LWW3-C43
Plastic/Hot	–	LWW3-A14	LWW3-B14	LWW3-C14
	•	LWW3-A44	LWW3-B44	LWW3-C44

### Straight Nozzle With Aspirator

Handle/Index	Vacuum Breaker	Compression Cartridge	Ceramic Cartridge	Control-A-Flow Cartridge
Metal/Cold	–	LWW3-A31	LWW3-B31	LWW3-C31
	•	LWW3-A61	LWW3-B61	LWW3-C61
Metal/Hot	–	LWW3-A32	LWW3-B32	LWW3-C32
	•	LWW3-A62	LWW3-B62	LWW3-C62
Plastic/Cold	–	LWW3-A33	LWW3-B33	LWW3-C33
	•	LWW3-A63	LWW3-B63	LWW3-C63
Plastic/Hot	–	LWW3-A34	LWW3-B34	LWW3-C34
	•	LWW3-A64	LWW3-B64	LWW3-C64

### Straight Nozzle

Handle/Index	Vacuum Breaker	Compression Cartridge	Ceramic Cartridge	Control-A-Flow Cartridge
Metal/Cold	–	LWW4-A11	LWW4-B11	LWW4-C11
	•	LWW4-A41	LWW4-B41	LWW4-C41
Metal/Hot	–	LWW4-A12	LWW4-B12	LWW4-C12
	•	LWW4-A42	LWW4-B42	LWW4-C42
Plastic/Cold	–	LWW4-A13	LWW4-B13	LWW4-C13
	•	LWW4-A43	LWW4-B43	LWW4-C43
Plastic/Hot	–	LWW4-A14	LWW4-B14	LWW4-C14
	•	LWW4-A44	LWW4-B44	LWW4-C44

### Straight Nozzle With Aspirator

Handle/Index	Vacuum Breaker	Compression Cartridge	Ceramic Cartridge	Control-A-Flow Cartridge
Metal/Cold	–	LWW4-A31	LWW4-B31	LWW4-C31
	•	LWW4-A61	LWW4-B61	LWW4-C61
Metal/Hot	–	LWW4-A32	LWW4-B32	LWW4-C32
	•	LWW4-A62	LWW4-B62	LWW4-C62
Plastic/Cold	–	LWW4-A33	LWW4-B33	LWW4-C33
	•	LWW4-A63	LWW4-B63	LWW4-C63
Plastic/Hot	–	LWW4-A34	LWW4-B34	LWW4-C34
	•	LWW4-A64	LWW4-B64	LWW4-C64



---

---

---

---

---

---

---

---

---

---

---

---

---

---

---

---

---

---

---

---

---

---

---

---

---

---



We are a member of the U.S. Green Building Council and support the Leadership in Energy and Environmental Design (LEED) Green Building Rating System™, to measure the efficiency and sustainability of buildings in the U.S. and Canada. If you are trying to achieve LEED Certification for your building, our low-flow outlets, metering cartridges, and sensor-operated faucets can contribute points in these areas: Water Efficiency Credit 2: Innovative Wastewater Technologies and Water Efficiency Credit 3: Water Use Reduction



We are proud to be a partner with WaterSense®, sponsored by the EPA and designed to protect the future of our nation's water supply by promoting efficiency and enhancing the market for water efficient products, programs, and practices.



We are a charter sponsor of the Alliance for Water Efficiency, a non-profit organization that is dedicated to the efficient and sustainable use of water. It brings together a diverse range of stakeholders to advocate water efficiency and conservation.



a Geberit company

Chicago Faucets, a member of the Geberit Group, is the leading brand of commercial faucets and fittings in the United States, offering a complete range of products for schools, laboratories, hospitals, office buildings, food service, airports, and sports facilities. Whatever your requirements may be, Chicago Faucets offers standard and made-to-order products that are designed to meet any commercial application.

The Chicago Faucet Company  
2100 South Clearwater Drive  
Des Plaines, IL 60018  
Phone: 847/803-5000  
Fax: 847/803-5454  
Technical: 800/832-8783  
[www.chicagofaucets.com](http://www.chicagofaucets.com)

